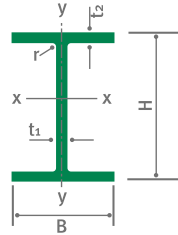


# 01. H SECTION H형강

## Dimensions and Sectional Properties 치수 및 단면성능 (1) Metric Series - KS, JIS '90



호칭치수 Division (depth x width)	단위무게 Unit Weight (kg/m)	표준 단면 치수 Standard Sectional Dimension(mm)					단면적 Sectional Area (cm <sup>2</sup> )	단면 2차 모멘트 Moment of Inertia (cm <sup>4</sup> )	
		W	H	B	t <sub>1</sub>	t <sub>2</sub>		r	A
100 x 100	17.2	100	100	6	8	10	21.90	383	134
125 x 125	23.8	125	125	6.5	9	10	30.31	847	294
150 x 75	14.0	150	75	5	7	8	17.85	666	50
150 x 100	21.1	148	100	6	9	11	26.84	1,020	151
150 x 150	31.5	150	150	7	10	11	40.14	1,640	563
200 x 100	18.2	198	99	4.5	7	11	23.18	1,580	114
	21.3	200	100	5.5	8	11	27.16	1,840	134
200 x 150	30.6	194	150	6	9	13	39.01	2,690	507
	49.9	200	200	8	12	13	63.53	4,720	1,600
200 x 200	56.2	200	204	12	12	13	71.53	4,980	1,700
	65.7	208	202	10	16	13	83.69	6,530	2,200
250 x 125	25.7	248	124	5	8	12	32.68	3,540	255
	29.6	250	125	6	9	12	37.66	4,050	294
250 x 175	44.1	244	175	7	11	16	56.24	6,120	985
	64.4	244	252	11	11	16	82.06	8,790	2,940
250 x 250	66.5	248	249	8	13	16	84.70	9,930	3,350
	72.4	250	250	9	14	16	92.18	10,800	3,650
	82.2	250	255	14	14	16	104.7	11,500	3,880
300 x 150	32.0	298	149	5.5	8	13	40.80	6,320	442
	36.7	300	150	6.5	9	13	46.78	7,210	508
300 x 200	56.8	294	200	8	12	18	72.38	11,300	1,600
	65.4	298	201	9	14	18	83.36	13,300	1,900
300 x 300	84.5	294	302	12	12	18	107.7	16,900	5,520
	87.0	298	299	9	14	18	110.8	18,800	6,240
	94.0	300	300	10	15	18	119.8	20,400	6,750
	96.7	304	301	11	15	18	123.2	21,200	6,820
	106	300	305	15	15	18	134.8	21,500	7,100
	116	310	305	15	17	18	147.9	25,400	8,050
	142	310	310	20	20	18	180.8	29,900	9,950

HYUNDAI STEEL  
PRODUCTS GUIDE

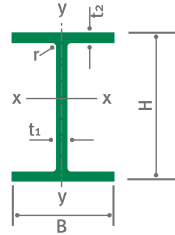
# M

Dimension : KS D 3502:2007 JIS G 3192:1990  
 Dimensional Tolerance : KS D 3502:2007 JIS G 3192:1990  
 Surface Condition : KS D 3502:2007 JIS G 3192:1990

단면 2차 반경 Radius of Gyration (cm)		단면계수 Modulus of Section (cm <sup>3</sup> )		소성단면계수 Plastic Modulus (cm <sup>3</sup> )		뒤틀림상수 Warping Constant (cm <sup>6</sup> ,x10 <sup>3</sup> )	비틀림상수 Torsional Constant (cm <sup>4</sup> )	호칭치수 Division (depth x width)
ix	iy	Sx	Sy	Zx	Zy	Cw	J	
4.18	2.47	76.5	26.7	87.6	41.2	2.82	5.42	100 x 100
5.29	3.11	136	47.0	154	71.9	9.86	8.68	125 x 125
6.11	1.67	88.8	13.2	102	20.8	2.52	2.90	150 x 75
6.16	2.37	138	30.1	157	46.7	7.25	7.48	150 x 100
6.39	3.75	219	75.1	246	115	27.6	13.8	150 x 150
8.26	2.21	160	22.9	180	35.7	10.3	3.85	200 x 100
8.23	2.22	184	26.8	210	41.9	12.3	5.89	
8.30	3.61	277	67.6	309	104	43.3	11.0	200 x 150
8.62	5.02	472	160	526	244	141	30.2	200 x 200
8.34	4.88	498	167	566	257	150	43.6	
8.83	5.13	628	218	710	332	203	67.2	
10.4	2.79	286	41.1	319	63.6	36.6	6.69	250 x 125
10.4	2.79	324	47.0	366	73.1	42.5	9.8	
10.4	4.18	502	113	558	173	133	23.2	250 x 175
10.3	5.99	721	233	805	358	398	44.6	250 x 250
10.8	6.29	801	269	883	408	462	46.6	
10.8	6.29	864	292	961	444	508	59.1	
10.5	6.09	920	304	1,040	468	539	87.3	
12.4	3.29	424	59.3	475	91.8	92.7	8.79	
12.4	3.29	481	67.7	542	105	107	12.7	300 x 200
12.5	4.70	769	160	859	247	318	36.1	
12.6	4.77	893	189	1,000	291	382	53.6	
12.5	7.16	1,150	366	1,280	560	1,100	69.1	
13.0	7.50	1,260	417	1,390	634	1,260	71.6	300 x 300
13.0	7.51	1,360	450	1,500	684	1,370	89.0	
13.1	7.44	1,390	453	1,550	690	1,420	95.1	
12.6	7.26	1,430	466	1,610	716	1,440	128	
13.1	7.38	1,640	528	1,840	809	1,730	160	
12.9	7.42	1,930	642	2,200	992	2,090	293	

# 01. H SECTION H형강

Dimensions and Sectional Properties 치수 및 단면성능  
(1) Metric Series - KS, JIS '90



호칭치수 Division (depth x width)	단위무게 Unit Weight (kg/m)	표준 단면 치수 Standard Sectional Dimension(mm)					단면적 Sectional Area (cm <sup>2</sup> )	단면 2차 모멘트 Moment of Inertia (cm <sup>4</sup> )	
		W	H	B	t <sub>1</sub>	t <sub>2</sub>		r	A
350 x 175	41.4	346	174	6	9	14	52.68	11,100	792
	49.6	350	175	7	11	14	63.14	13,600	984
	57.8	354	176	8	13	14	73.68	16,100	1,180
350 x 250	69.2	336	249	8	12	20	88.15	18,500	3,090
	79.7	340	250	9	14	20	101.5	21,700	3,650
350 x 350	106	338	351	13	13	20	135.3	28,200	9,380
	115	344	348	10	16	20	146.0	33,300	11,200
	131	344	354	16	16	20	166.6	35,300	11,800
	137	350	350	12	19	20	173.9	40,300	13,600
400 x 200	56.6	396	199	7	11	16	72.16	20,000	1,450
	66.0	400	200	8	13	16	84.12	23,700	1,740
	75.5	404	201	9	15	16	96.16	27,500	2,030
400 x 300	94.3	386	299	9	14	22	120.1	33,700	6,240
	107	390	300	10	16	22	136.0	38,700	7,210
400 x 400	140	388	402	15	15	22	178.5	49,000	16,300
	147	394	398	11	18	22	186.8	56,100	18,900
	168	394	405	18	18	22	214.4	59,700	20,000
	172	400	400	13	21	22	218.7	66,600	22,400
	197	400	408	21	21	22	250.7	70,900	23,800
	200	406	403	16	24	22	254.9	78,000	26,200
	232	414	405	18	28	22	295.4	92,800	31,000
	283	428	407	20	35	22	360.7	119,000	39,400
	415	458	417	30	50	22	528.6	187,000	60,500
450 x 200	66.2	446	199	8	12	18	84.30	28,700	1,580
	76.0	450	200	9	14	18	96.76	33,500	1,870
450 x 300	106	434	299	10	15	24	135.0	46,800	6,690
	124	440	300	11	18	24	157.4	56,100	8,110
500 x 200	79.5	496	199	9	14	20	101.3	41,900	1,840
	89.6	500	200	10	16	20	114.2	47,800	2,140
	103	506	201	11	19	20	131.3	56,500	2,580

HYUNDAI STEEL  
PRODUCTS GUIDE

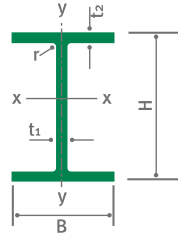
M

Dimension : KS D 3502:2007 JIS G 3192:1990  
Dimensional Tolerance : KS D 3502:2007 JIS G 3192:1990  
Surface Condition : KS D 3502:2007 JIS G 3192:1990

단면 2차 반경 Radius of Gyration (cm)		단면계수 Modulus of Section (cm <sup>3</sup> )		소성단면계수 Plastic Modulus (cm <sup>3</sup> )		뒤틀림상수 Warping Constant (cm <sup>6</sup> , x10 <sup>3</sup> )	비틀림상수 Torsional Constant (cm <sup>4</sup> )	호칭치수 Division (depth x width)
ix	iy	Sx	Sy	Zx	Zy	Cw	J	
14.5	3.88	642	91.0	716	140	224	13.7	350 x 175
14.7	3.95	777	113	868	174	282	23.0	
14.8	4.00	910	134	1,020	208	343	36.1	
14.5	5.92	1,100	248	1,210	380	810	44.9	340 x 250
14.6	6.00	1,280	292	1,410	447	969	66.4	
14.4	8.33	1,670	535	1,850	818	2,470	101	350 x 350
15.1	8.76	1,940	644	2,120	980	3,020	121	
14.6	8.42	2,050	667	2,300	1,030	3,180	180	
15.2	8.84	2,300	777	2,550	1,180	3,720	200	
14.7	8.52	2,450	807	2,760	1,240	3,950	294	400 x 200
16.6	4.48	1,010	146	1,130	224	535	27.1	
16.8	4.55	1,190	174	1,330	268	649	42.1	
16.9	4.59	1,360	202	1,530	312	768	62.1	400 x 300
16.8	7.21	1,750	417	1,920	637	2,160	79.8	
16.9	7.28	1,980	481	2,190	733	2,520	113	400 x 400
16.6	9.56	2,530	811	2,800	1,240	5,650	174	
17.3	10.1	2,850	950	3,120	1,440	6,680	193	
16.7	9.66	3,030	988	3,390	1,510	7,040	290	
17.5	10.1	3,330	1,120	3,670	1,700	8,040	304	
16.8	9.74	3,550	1,170	3,990	1,790	8,540	450	
17.5	10.1	3,840	1,300	4,280	1,980	9,550	467	
17.7	10.2	4,480	1,530	5,030	2,330	11,500	721	
18.2	10.5	5,560	1,940	6,310	2,940	15,200	1,320	
18.8	10.7	8,170	2,900	9,540	4,440	25,100	3,930	450 x 200
19.7	11.1	12,000	4,370	14,500	6,720	43,100	11,300	
18.5	4.33	1,290	159	1,450	247	742	38.6	
18.6	4.40	1,490	187	1,680	291	887	57.1	450 x 300
18.6	7.04	2,160	448	2,380	686	2,930	105	
18.9	7.18	2,550	541	2,820	828	3,610	162	500 x 200
20.3	4.26	1,690	185	1,910	290	1,070	60.9	
20.5	4.33	1,910	214	2,180	335	1,250	85.8	
20.7	4.43	2,230	257	2,540	401	1,520	131	

# 01. H SECTION H형강

## Dimensions and Sectional Properties 치수 및 단면성능 (1) Metric Series - KS, JIS '90



호칭치수 Division (depth x width)	단위무게 Unit Weight (kg/m)	표준 단면 치수 Standard Sectional Dimension(mm)					단면적 Sectional Area (cm <sup>2</sup> )	단면 2차 모멘트 Moment of Inertia (cm <sup>4</sup> )	
		W	H	B	t <sub>1</sub>	t <sub>2</sub>		r	A
500 x 300	114	482	300	11	15	26	145.5	60,400	6,760
	128	488	300	11	18	26	163.5	71,000	8,110
600 x 200	94.6	596	199	10	15	22	120.5	68,700	1,980
	106	600	200	11	17	22	134.4	77,600	2,280
	120	606	201	12	20	22	152.5	90,400	2,720
600 x 300	134	612	202	13	23	22	170.7	103,000	3,180
	137	582	300	12	17	28	174.5	103,000	7,670
	151	588	300	12	20	28	192.5	118,000	9,020
700 x 300	175	594	302	14	23	28	222.4	137,000	10,600
	166	692	300	13	20	28	211.5	172,000	9,020
	185	700	300	13	24	28	235.5	201,000	10,800
800 x 300	215	708	302	15	28	28	273.6	237,000	12,900
	191	792	300	14	22	28	243.4	254,000	9,930
	210	800	300	14	26	28	267.4	292,000	11,700
900 x 300	241	808	302	16	30	28	307.6	339,000	13,800
	213	890	299	15	23	28	270.9	345,000	10,300
	243	900	300	16	28	28	309.8	411,000	12,600
900 x 300	286	912	302	18	34	28	364.0	498,000	15,700
	307	918	303	19	37	28	391.3	542,000	17,200

HYUNDAI STEEL  
PRODUCTS GUIDE

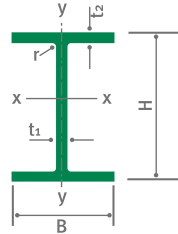
# M

Dimension : KS D 3502:2007 JIS G 3192:1990  
 Dimensional Tolerance : KS D 3502:2007 JIS G 3192:1990  
 Surface Condition : KS D 3502:2007 JIS G 3192:1990

단면 2차 반경 Radius of Gyration (cm)		단면계수 Modulus of Section (cm <sup>3</sup> )		소성단면계수 Plastic Modulus (cm <sup>3</sup> )		뒤틀림상수 Warping Constant (cm <sup>6</sup> ,x10 <sup>3</sup> )	비틀림상수 Torsional Constant (cm <sup>4</sup> )	호칭치수 Division (depth x width)
ix	iy	Sx	Sy	Zx	Zy	Cw	J	
20.4	6.82	2,510	451	2,790	695	3,680	122	500 x 300
20.8	7.04	2,910	541	3,230	830	4,470	170	
23.9	4.05	2,310	199	2,650	315	1,660	83.3	
24.0	4.12	2,590	228	2,980	361	1,930	114	600 x 200
24.3	4.22	2,980	271	3,430	429	2,320	166	
24.6	4.32	3,370	315	3,890	498	2,740	235	
24.3	6.63	3,540	511	3,960	793	6,110	177	600 x 300
24.8	6.85	4,010	601	4,490	928	7,260	237	
24.8	6.90	4,610	702	5,200	1,080	8,610	355	
28.5	6.53	4,970	601	5,630	936	10,200	261	700 x 300
29.2	6.77	5,740	720	6,460	1,120	12,300	375	
29.4	6.87	6,690	854	7,560	1,320	14,900	579	
32.3	6.39	6,410	662	7,290	1,040	14,700	342	800 x 300
33.0	6.61	7,300	780	8,240	1,220	17,500	477	
33.2	6.70	8,390	914	9,530	1,430	20,800	717	
35.7	6.17	7,750	689	8,910	1,080	19,300	406	900 x 300
36.4	6.38	9,130	840	10,500	1,320	24,000	628	
37.0	6.57	10,920	1,040	12,500	1,630	30,100	1,040	
37.2	6.63	11,810	1,140	13,500	1,790	33,300	1,300	

# 01. H SECTION H형강

## Dimensions and Sectional Properties 치수 및 단면성능 (1) Metric Series - JIS '94, '08



호칭치수 Division (depth x width)	단위무게 Unit Weight (kg/m)	표준 단면 치수 Standard Sectional Dimension(mm)					단면적 Sectional Area (cm <sup>2</sup> )	단면 2차 모멘트 Moment of Inertia (cm <sup>4</sup> )	
		W	H	B	t <sub>1</sub>	t <sub>2</sub>		r	A
100 x 100	17.0	100	100	6	8	8	21.59	378	134
125 x 125	23.6	125	125	6.5	9	8	30.00	840	293
150 x 75	14.0	150	75	5	7	8	17.85	666	49.5
150 x 100	20.7	148	100	6	9	8	26.35	1,000	150
150 x 150	31.1	150	150	7	10	8	39.65	1,620	563
200 x 100	17.8	198	99	4.5	7	8	22.69	1,540	113
	20.9	200	100	5.5	8	8	26.67	1,810	134
200 x 150	29.9	194	150	6	9	8	38.11	2,630	507
200 x 200	49.9	200	200	8	12	13	63.53	4,720	1,600
250 x 125	25.1	248	124	5	8	8	31.99	3,450	255
	29.0	250	125	6	9	8	36.97	3,960	294
250 x 175	43.6	244	175	7	11	13	55.49	6,040	984
250 x 250	71.8	250	250	9	14	13	91.43	10,700	3,650
300 x 150	32.0	298	149	5.5	8	13	40.80	6,320	442
	36.7	300	150	6.5	9	13	46.78	7,210	508
300 x 200	55.8	294	200	8	12	13	71.05	11,100	1,600
300 x 300	93.0	300	300	10	15	13	118.5	20,200	6,750
350 x 175	41.2	346	174	6	9	13	52.45	11,000	791
	49.4	350	175	7	11	13	62.91	13,500	984
350 x 250	78.1	340	250	9	14	13	99.53	21,200	3,650
350 x 350	135	350	350	12	19	13	171.9	39,800	13,600
400 x 200	56.1	396	199	7	11	13	71.41	19,800	1,450
	65.5	400	200	8	13	13	83.37	23,500	1,740
400 x 300	105	390	300	10	16	13	133.3	37,900	7,200
	172	400	400	13	21	22	218.7	66,600	22,400
	232	414	405	18	28	22	295.4	92,800	31,000
400 x 400	283	428	407	20	35	22	360.7	119,000	39,400
	415	458	417	30	50	22	528.6	187,000	60,500
	605	498	432	45	70	22	770.1	298,000	94,400
450 x 200	65.1	446	199	8	12	13	82.97	28,100	1,580
	74.9	450	200	9	14	13	95.43	32,900	1,870

HYUNDAI STEEL  
PRODUCTS GUIDE

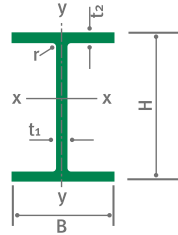
M

Dimension : JIS G 3192:1994 JIS G 3192:2008 JIS G 3136:2008  
 Dimensional Tolerance : JIS G 3192:1994 JIS G 3192:2008 JIS G 3136:2008  
 Surface Condition : JIS G 3192:1994 JIS G 3192:2008 JIS G 3136:2008

단면 2차 반경 Radius of Gyration (cm)		단면계수 Modulus of Section (cm <sup>3</sup> )		소성단면계수 Plastic Modulus (cm <sup>3</sup> )		뒤틀림상수 Warping Constant (cm <sup>6</sup> , x10 <sup>3</sup> )	비틀림상수 Torsional Constant (cm <sup>4</sup> )	호칭치수 Division (depth x width)
ix	iy	Sx	Sy	Zx	Zy	Cw	J	
4.18	2.49	75.6	26.7	86.4	41.0	2.82	4.91	100 x 100
5.29	3.13	134	46.9	152	71.7	9.86	8.10	125 x 125
6.11	1.67	88.8	13.2	102	20.8	2.52	2.90	150 x 75
6.16	2.39	135	30.1	154	46.4	7.25	6.66	150 x 100
6.39	3.77	216	75.1	243	114	27.6	12.7	150 x 150
8.24	2.24	156	22.9	175	35.5	10.3	3.32	200 x 100
8.24	2.24	181	26.7	205	41.6	12.3	5.17	
8.31	3.65	271	67.6	301	103	43.3	9.4	200 x 150
8.62	5.02	472	160	526	244	141	30.2	200 x 200
10.4	2.82	278	41.1	312	63.2	36.6	5.80	250 x 125
10.3	2.82	317	47.0	358	72.7	42.5	8.6	
10.4	4.21	495	112	551	172	133	21.3	250 x 175
10.8	6.32	856	292	953	443	508	56.2	250 x 250
12.4	3.29	424	59.3	475	91.8	92.7	8.79	300 x 150
12.4	3.29	481	67.7	542	105	107	12.7	
12.5	4.75	755	160	842	245	318	31.8	300 x 200
13.1	7.55	1,350	450	1,480	683	1,370	82.9	300 x 300
14.5	3.88	636	91.0	713	140	224	13.3	350 x 175
14.6	3.96	771	113	864	173	282	22.5	
14.6	6.06	1,250	292	1,380	445	969	58.4	350 x 250
15.2	8.89	2,270	777	2,520	1,180	3,720	187	350 x 350
16.7	4.51	1,000	146	1,110	223	535	25.1	400 x 200
16.8	4.57	1,180	174	1,310	267	649	39.7	
16.9	7.35	1,940	480	2,140	730	2,520	100	400 x 300
17.5	10.1	3,330	1,120	3,670	1,700	8,040	304	400 x 400
17.7	10.2	4,480	1,530	5,030	2,330	11,500	721	
18.2	10.5	5,560	1,940	6,310	2,940	15,200	1,320	
18.8	10.7	8,170	2,900	9,540	4,440	25,100	3,930	450 x 200
19.7	11.1	12,000	4,370	14,500	6,720	43,100	11,300	
18.4	4.36	1,260	159	1,420	245	742	34.3	
18.6	4.43	1,460	187	1,650	290	887	52.0	

# 01. H SECTION H형강

## Dimensions and Sectional Properties 치수 및 단면성능 (1) Metric Series - JIS '94 '08



호칭치수 Division (depth x width)	단위무게 Unit Weight (kg/m)	표준 단면 치수 Standard Sectional Dimension(mm)					단면적 Sectional Area (cm <sup>2</sup> )	단면 2차 모멘트 Moment of Inertia (cm <sup>4</sup> )	
		W	H	B	t <sub>1</sub>	t <sub>2</sub>		r	A
450 x 300	121	440	300	11	18	13	153.9	54,700	8,110
	77.9	496	199	9	14	13	99.29	40,800	1,840
500 x 200	88.2	500	200	10	16	13	112.3	46,800	2,140
	111	482	300	11	15	13	141.2	58,300	6,760
500 x 300	125	488	300	11	18	13	159.2	68,900	8,110
	92.5	596	199	10	15	13	117.8	66,600	1,980
600 x 200	103	600	200	11	17	13	131.7	75,600	2,270
	133	582	300	12	17	13	169.2	99,000	7,660
600 x 300	147	588	300	12	20	13	187.2	114,000	9,010
	170	594	302	14	23	13	217.1	134,000	10,600
700 x 300	163	692	300	13	20	18	207.5	168,000	9,020
	182	700	300	13	24	18	231.5	197,000	10,800
800 x 300	188	792	300	14	22	18	239.5	248,000	9,920
	207	800	300	14	26	18	263.5	286,000	11,700
900 x 300	210	890	299	15	23	18	266.9	339,000	10,300
	240	900	300	16	28	18	305.8	404,000	12,600
	283	912	302	18	34	18	360.1	491,000	15,700
	304	918	303	19	37	18	387.4	535,000	17,200

HYUNDAI STEEL  
PRODUCTS GUIDE

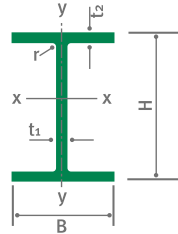
# M

Dimension : JIS G 3192:1994 JIS G 3192:2008 JIS G 3136:2008  
 Dimensional Tolerance : JIS G 3192:1994 JIS G 3192:2008 JIS G 3136:2008  
 Surface Condition : JIS G 3192:1994 JIS G 3192:2008 JIS G 3136:2008

단면 2차 반경 Radius of Gyration (cm)		단면계수 Modulus of Section (cm <sup>3</sup> )		소성단면계수 Plastic Modulus (cm <sup>3</sup> )		뒤틀림상수 Warping Constant (cm <sup>6</sup> , x10 <sup>3</sup> )	비틀림상수 Torsional Constant (cm <sup>4</sup> )	호칭치수 Division (depth x width)
ix	iy	Sx	Sy	Zx	Zy	Cw	J	
18.9	7.26	2,490	541	2,760	823	3,610	142	450 x 300
20.3	4.30	1,650	185	1,870	288	1,070	52.9	500 x 200
20.4	4.37	1,870	214	2,130	333	1,250	76.4	
20.3	6.92	2,420	451	2,700	690	3,680	96	500 x 300
20.8	7.14	2,820	541	3,130	825	4,470	144	600 x 200
23.8	4.10	2,230	199	2,580	312	1,660	70.0	
24.0	4.15	2,520	227	2,900	358	1,930	98	600 x 300
24.2	6.73	3,400	511	3,820	786	6,110	139	
24.7	6.94	3,880	601	4,350	921	7,260	200	700 x 300
24.8	6.99	4,510	702	5,060	1,080	8,610	306	
28.5	6.59	4,860	601	5,500	931	10,200	228	800 x 300
29.2	6.83	5,630	720	6,340	1,110	12,300	342	
32.2	6.44	6,260	661	7,140	1,030	14,700	305	900 x 300
32.9	6.66	7,150	780	8,100	1,210	17,500	440	
35.6	6.21	7,620	689	8,750	1,080	19,300	365	
36.3	6.42	8,980	840	10,300	1,320	24,000	581	
36.9	6.60	10,770	1,040	12,300	1,620	30,100	981	900 x 300
37.2	6.66	11,660	1,140	13,400	1,780	33,300	1,240	

# 01. H SECTION H형강

## Dimensions and Sectional Properties 치수 및 단면성능 (2) ASTM



호칭치수 Designation	단위무게 Unit Weight (lbs/ft)	표준 단면 치수 Standard Sectional Dimension (in)					단위무게 Unit Weight (kg/m)	표준 단면 치수 Standard Sectional Dimension (mm)				
		W	H	B	t <sub>1</sub>	t <sub>2</sub>		r	M	H	B	t <sub>1</sub>
W4 x 4	13	4.16	4.06	0.280	0.346	0.30	19.6	105.7	103.1	7.1	8.8	7.6
	16	5.01	5.00	0.240	0.358	0.30	23.8	127.3	127.0	6.1	9.1	7.6
W5 x 5	19	5.15	5.03	0.272	0.429	0.30	28.2	130.8	127.8	6.9	10.9	7.6
	8.5	5.83	3.94	0.169	0.193	0.30	12.8	148.0	100.1	4.3	4.9	7.6
W6 x 4	9	5.90	3.94	0.169	0.217	0.30	13.7	149.9	100.1	4.3	5.5	7.6
	12	6.03	4.00	0.228	0.280	0.30	18.1	153.2	101.6	5.8	7.1	7.6
W6 x 6	16	6.28	4.03	0.260	0.406	0.30	24.2	159.5	102.4	6.6	10.3	7.6
	15	5.99	5.99	0.228	0.260	0.30	22.5	152.1	152.1	5.8	6.6	7.6
W6 x 6	20	6.20	6.02	0.260	0.366	0.30	29.9	157.5	152.9	6.6	9.3	7.6
	25	6.38	6.08	0.319	0.457	0.30	37.3	162.1	154.4	8.1	11.6	7.6
W8 x 4	10	7.89	3.94	0.169	0.205	0.30	15.0	200.4	100.1	4.3	5.2	7.6
	13	7.99	4.00	0.228	0.256	0.30	19.4	202.9	101.6	5.8	6.5	7.6
W8 x 4	15	8.11	4.02	0.244	0.315	0.30	22.5	206.0	102.0	6.2	8.0	7.6
	18	8.14	5.25	0.228	0.331	0.30	26.6	206.8	133.4	5.8	8.4	7.6
W8 x 5½	21	8.28	5.27	0.252	0.402	0.30	31.4	210.3	133.9	6.4	10.2	7.6
	24	7.93	6.50	0.244	0.402	0.40	35.9	201.4	165.0	6.2	10.2	10.2
W8 x 6½	28	8.06	6.54	0.283	0.465	0.40	41.7	204.7	166.0	7.2	11.8	10.2
	31	8.00	8.00	0.283	0.433	0.40	46.0	203.2	203.1	7.2	11.0	10.2
W8 x 8	35	8.12	8.02	0.311	0.496	0.40	52.2	206.2	203.7	7.9	12.6	10.2
	40	8.25	8.07	0.358	0.559	0.40	59.4	209.6	205.0	9.1	14.2	10.2
W8 x 8	48	8.50	8.11	0.402	0.685	0.40	71.5	215.9	206.0	10.2	17.4	10.2
	58	8.75	8.22	0.512	0.811	0.40	86.7	222.3	208.8	13.0	20.6	10.2
W8 x 8	67	9.00	8.28	0.571	0.933	0.40	99.5	228.6	210.3	14.5	23.7	10.2
	12	9.87	3.96	0.189	0.209	0.30	17.8	250.7	100.6	4.8	5.3	7.6
W10 x 4	15	9.99	4.00	0.228	0.272	0.30	22.3	253.7	101.6	5.8	6.9	7.6
	17	10.11	4.01	0.240	0.331	0.30	25.3	256.8	101.9	6.1	8.4	7.6
W10 x 4	19	10.24	4.02	0.252	0.394	0.30	28.5	260.1	102.1	6.4	10.0	7.6
	22	10.17	5.75	0.240	0.358	0.30	32.8	258.3	146.1	6.1	9.1	7.6
W10 x 5½	26	10.33	5.77	0.260	0.441	0.30	38.6	262.4	146.6	6.6	11.2	7.6
	30	10.47	5.81	0.299	0.512	0.30	44.8	265.9	147.6	7.6	13.0	7.6

HYUNDAI STEEL  
PRODUCTS GUIDE

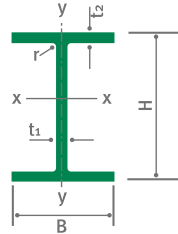
# W

Dimension : ASTM A6-06  
Dimensional Tolerance : ASTM A6-06  
Surface Condition : ASTM A6-06

단면적 Sectional Area (cm <sup>2</sup> )	단면 2차 모멘트 Moment of Inertia (cm <sup>4</sup> )		단면 2차 반경 Radius of Gyration (cm)		단면계수 Modulus of Section (cm <sup>3</sup> )		소성단면계수 Plastic Modulus (cm <sup>3</sup> )		뒤틀림상수 Warping Constant (cm <sup>4</sup> × 10 <sup>3</sup> )	비틀림상수 Torsional Constant (cm <sup>4</sup> )	호칭치수 Designation
	A	I <sub>x</sub>	I <sub>y</sub>	i <sub>x</sub>	i <sub>y</sub>	S <sub>x</sub>	S <sub>y</sub>	Z <sub>x</sub>	Z <sub>y</sub>	C <sub>w</sub>	
24.90	476.5	161.1	4.37	2.54	90.2	31.3	104	48.1	3.77	6.91	W4 x 4
30.26	888.8	311	5.42	3.21	140	49.0	157	74.6	10.9	8.02	W5 x 5
35.88	1,090	379.6	5.51	3.25	167	59.4	190	90.6	13.6	13.2	
16.25	620	82.1	6.17	2.25	84	16.4	94	25.4	4.2	1.58	W6 x 4
17.48	693.1	92.1	6.30	2.30	92.5	18.4	104	28.4	4.79	1.90	
22.99	923.1	124.4	6.34	2.33	121	24.5	137	38.0	6.62	4.09	W6 x 4
30.76	1,350	184.8	6.62	2.45	169	36.1	193	55.8	10.3	9.72	
28.63	1,220	387.4	6.53	3.68	160	50.9	177	77.7	20.5	4.58	W6 x 6
38.10	1,730	554.5	6.74	3.81	220	72.5	246	111	30.4	10.5	
47.57	2,240	712.4	6.86	3.87	276	92.3	312	141	40.3	20.0	W6 x 6
19.08	1,280	87.1	8.19	2.14	128	17.4	145	27.1	8.28	1.87	
24.72	1,650	114	8.17	2.15	163	22.4	187	35.4	11.0	3.86	W8 x 4
28.60	2,000	142	8.36	2.23	194	27.8	222	43.7	13.9	5.86	
33.93	2,580	333	8.72	3.13	250	49.9	279	76.6	32.7	7.25	W8 x 5½
39.97	3,150	409	8.88	3.20	300	61.0	336	93.6	40.9	12.0	
45.78	3,460	764	8.69	4.09	344	92.6	380	141	69.8	14.6	W8 x 6½
53.11	4,070	901	8.75	4.12	398	109	445	166	83.7	22.4	
58.62	4,560	1,540	8.82	5.13	449	152	496	230	142	22.3	W8 x 8
66.52	5,280	1,780	8.91	5.17	512	175	570	265	166	32.5	
75.60	6,090	2,040	8.98	5.19	581	199	651	303	195	46.9	W8 x 8
91.05	7,650	2,540	9.17	5.28	709	247	803	375	250	82.3	
110.5	9,490	3,130	9.27	5.32	854	300	982	458	318	141	W8 x 8
126.8	11,300	3,680	9.44	5.39	989	350	1,150	535	386	212	
22.68	2,230	90.2	9.92	1.99	178	17.9	206	28.4	13.5	2.41	W10 x 4
28.43	2,870	121	10.0	2.06	226	23.8	262	37.9	18.4	4.55	
32.26	3,410	149	10.3	2.15	266	29.2	306	46.1	22.9	6.67	W10 x 4
36.28	4,000	178	10.5	2.22	308	34.9	354	54.8	27.7	9.78	
41.73	4,900	473.6	10.8	3.37	379	64.8	425	100	73.4	10.0	W10 x 5½
49.17	6,010	588.8	11.1	3.46	458	80.3	513	123	92.8	16.9	
57.10	7,090	697.7	11.1	3.50	533	94.5	601	145	111	26.2	W10 x 5½

# 01. H SECTION H형강

## Dimensions and Sectional Properties 치수 및 단면성능 (2) ASTM



호칭치수 Designation	단위무게 Unit Weight (lbs/ft)	표준 단면 치수 Standard Sectional Dimension (in)					단위무게 Unit Weight (kg/m)	표준 단면 치수 Standard Sectional Dimension (mm)				
		W	H	B	t <sub>1</sub>	t <sub>2</sub>		r	M	H	B	t <sub>1</sub>
W10 x 8	33	9.73	7.96	0.29	0.43	0.50	49.1	247.1	202.2	7.4	11.0	12.7
	39	9.92	7.98	0.31	0.53	0.50	58.2	252.0	202.8	8.0	13.5	12.7
	45	10.10	8.02	0.35	0.62	0.50	67.0	256.5	203.7	8.9	15.7	12.7
W10x10	49	9.98	10.00	0.34	0.56	0.50	72.9	253.5	254.0	8.6	14.2	12.7
	54	10.09	10.03	0.37	0.61	0.50	80.1	256.3	254.8	9.4	15.6	12.7
	60	10.22	10.08	0.42	0.68	0.50	89.5	259.6	256.0	10.7	17.3	12.7
	68	10.40	10.13	0.47	0.77	0.50	101	264.2	257.3	11.9	19.6	12.7
	77	10.60	10.19	0.53	0.87	0.50	115	269.2	258.8	13.5	22.1	12.7
W12 x 4	88	10.84	10.26	0.61	0.99	0.50	131	275.3	260.7	15.4	25.1	12.7
	100	11.10	10.34	0.68	1.12	0.50	149	281.9	262.6	17.3	28.4	12.7
	112	11.36	10.41	0.76	1.25	0.50	167	288.5	264.5	19.2	31.8	12.7
W12 x 6½	14	11.91	3.97	0.20	0.22	0.30	21.1	302.5	100.8	5.1	5.7	7.6
	16	11.99	3.99	0.22	0.26	0.30	23.8	304.5	101.3	5.6	6.7	7.6
	19	12.16	4.00	0.24	0.35	0.30	28.3	308.9	101.7	6.0	8.9	7.6
	22	12.31	4.03	0.26	0.43	0.30	32.8	312.7	102.4	6.6	10.8	7.6
W12 x 8	26	12.22	6.49	0.23	0.38	0.30	38.7	310.4	164.8	5.8	9.7	7.6
	30	12.34	6.52	0.26	0.44	0.30	44.6	313.4	165.6	6.6	11.2	7.6
	35	12.50	6.56	0.30	0.52	0.30	52.3	317.5	166.6	7.6	13.2	7.6
W12 x 10	40	11.94	8.00	0.30	0.52	0.60	59.7	303.3	203.3	7.5	13.1	15.2
	45	12.06	8.04	0.33	0.57	0.60	66.9	306.3	204.3	8.5	14.6	15.2
	50	12.19	8.08	0.37	0.64	0.60	74.5	309.6	205.2	9.4	16.3	15.2
W12 x 12	53	12.06	10.00	0.35	0.57	0.60	78.9	306.3	253.9	8.8	14.6	15.2
	58	12.19	10.01	0.36	0.64	0.60	86.4	309.6	254.3	9.1	16.3	15.2
W12 x 12	65	12.12	12.00	0.39	0.61	0.60	96.8	307.8	304.8	9.9	15.4	15.2
	72	12.25	12.04	0.43	0.67	0.60	107	311.2	305.8	10.9	17.0	15.2
	79	12.38	12.08	0.47	0.74	0.60	118	314.5	306.8	11.9	18.7	15.2

HYUNDAI STEEL  
PRODUCTS GUIDE

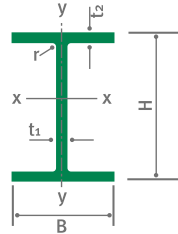
# W

Dimension : ASTM A6-06  
Dimensional Tolerance : ASTM A6-06  
Surface Condition : ASTM A6-06

단면적 Sectional Area (cm <sup>2</sup> )	단면 2차 모멘트 Moment of Inertia (cm <sup>4</sup> )		단면 2차 반경 Radius of Gyration (cm)		단면계수 Modulus of Section (cm <sup>3</sup> )		소성단면계수 Plastic Modulus (cm <sup>3</sup> )		뒤틀림상수 Warping Constant (cm <sup>4</sup> × 10 <sup>3</sup> )	비틀림상수 Torsional Constant (cm <sup>4</sup> )	호칭치수 Designation
	A	I <sub>x</sub>	I <sub>y</sub>	i <sub>x</sub>	i <sub>y</sub>	S <sub>x</sub>	S <sub>y</sub>	Z <sub>x</sub>	Z <sub>y</sub>	C <sub>w</sub>	
62.5	7,070	1,520	10.6	4.93	572	150	634	229	211	24.4	W10 x 8
74.1	8,720	1,880	10.8	5.04	692	185	769	282	267	40.9	
85.4	10,300	2,210	11.0	5.09	803	217	898	331	321	62.3	
92.9	11,300	3,880	11.0	6.46	892	306	987	463	555	57.6	W10x10
102.0	12,600	4,300	11.1	6.49	983	338	1,090	512	623	75.9	
114.0	14,200	4,840	11.2	6.52	1,090	378	1,220	575	710	104	
129.0	16,400	5,570	11.3	6.57	1,240	433	1,400	658	832	150	
146.1	19,000	6,390	11.4	6.61	1,410	494	1,600	752	975	215	
166.9	22,200	7,420	11.5	6.67	1,610	569	1,850	868	1,160	315	W12 x 4
189.5	25,900	8,580	11.7	6.73	1,840	654	2,120	998	1,380	455	
212.8	29,800	9,820	11.8	6.79	2,070	743	2,420	1,130	1,620	637	
26.8	3,680	97.7	11.7	1.91	243	19.4	286	31.1	21	3.12	W12 x 6½
30.4	4,260	117	11.8	1.96	280	23.0	328	36.9	26	4.44	
36.1	5,410	157	12.2	2.08	350	30.8	406	48.9	35	7.66	
41.8	6,500	194	12.5	2.15	416	37.9	481	60.0	44	12.3	
49.4	8,520	724	13.1	3.83	549	87.9	611	134	164	12.6	W12 x 8
56.8	9,930	849	13.2	3.87	634	103	707	157	194	19.2	
66.6	11,900	1,020	13.4	3.91	750	122	837	188	236	30.9	
76.0	12,900	1,840	13.0	4.92	851	181	944	276	386	39.4	W12 x 10
85.2	14,600	2,080	13.1	4.94	953	204	1,060	311	441	54.3	
94.9	16,400	2,350	13.1	4.98	1,060	229	1,190	351	505	74.3	
100.5	17,700	3,990	13.3	6.30	1,160	314	1,280	478	847	65.7	W12 x 12
110.1	19,800	4,470	13.4	6.37	1,280	352	1,420	534	961	87.2	
123.3	22,200	7,270	13.4	7.68	1,440	477	1,590	724	1,550	91.7	
136.2	24,800	8,110	13.5	7.72	1,590	530	1,770	805	1,750	122	
149.7	27,600	9,010	13.6	7.76	1,760	587	1,950	892	1,970	161	

# 01. H SECTION H형강

## Dimensions and Sectional Properties 치수 및 단면성능 (2) ASTM



호칭치수 Designation	단위무게 Unit Weight (lbs/ft)	표준 단면 치수 Standard Sectional Dimension (in)					단위무게 Unit Weight (kg/m)	표준 단면 치수 Standard Sectional Dimension (mm)				
		W	H	B	t <sub>1</sub>	t <sub>2</sub>		r	M	H	B	t <sub>1</sub>
W12x12	87	12.53	12.13	0.52	0.81	0.60	130	318.3	308.0	13.1	20.6	15.2
	96	12.71	12.16	0.55	0.90	0.60	143	322.8	308.9	14.0	22.9	15.2
	106	12.89	12.22	0.61	0.99	0.60	158	327.4	310.4	15.5	25.1	15.2
	120	13.12	12.32	0.71	1.11	0.60	179	333.2	312.9	18.0	28.1	15.2
	136	13.41	12.40	0.79	1.25	0.60	203	340.6	315.0	20.1	31.8	15.2
	152	13.71	12.48	0.87	1.40	0.60	227	348.2	317.0	22.1	35.6	15.2
	161	13.88	12.54	0.91	1.48	0.60	240	352.5	318.4	23.0	37.7	15.2
	170	14.03	12.57	0.96	1.56	0.60	253	356.4	319.3	24.4	39.6	15.2
	190	14.38	12.67	1.06	1.74	0.60	283	365.3	321.8	26.9	44.1	15.2
	210	14.71	12.79	1.18	1.90	0.60	313	373.6	324.9	30.0	48.3	15.2
	230	15.05	12.89	1.28	2.07	0.60	343	382.3	327.5	32.6	52.6	15.2
	252	15.41	13.00	1.39	2.25	0.60	375	391.4	330.3	35.4	57.2	15.2
279	15.85	13.14	1.53	2.47	0.60	415	402.6	333.8	38.9	62.7	15.2	
305	16.32	13.24	1.63	2.70	0.60	454	414.5	336.2	41.3	68.7	15.2	
W14x5	22	13.74	5.00	0.23	0.33	0.40	32.8	349.0	127.0	5.8	8.5	10.2
	26	13.91	5.02	0.26	0.42	0.40	39.1	353.3	127.6	6.5	10.7	10.2
W14x6½	30	13.84	6.73	0.27	0.39	0.40	45.0	351.5	170.9	6.9	9.8	10.2
	34	13.98	6.74	0.28	0.46	0.40	50.7	355.1	171.3	7.2	11.6	10.2
W14x8	38	14.10	6.77	0.31	0.52	0.40	56.7	358.1	172.0	7.9	13.1	10.2
	43	13.66	8.00	0.30	0.53	0.60	64.0	347.0	203.1	7.7	13.5	15.2
W14x10	48	13.79	8.03	0.34	0.59	0.60	71.5	350.3	204.0	8.6	15.1	15.2
	53	13.92	8.06	0.37	0.66	0.60	79.1	353.6	204.7	9.4	16.8	15.2
W14x14	61	13.89	10.00	0.37	0.65	0.60	90.8	352.8	253.9	9.5	16.4	15.2
	68	14.04	10.04	0.41	0.72	0.60	101	356.6	254.9	10.5	18.3	15.2
W14x14½	74	14.17	10.07	0.45	0.78	0.60	110	359.9	255.8	11.4	19.9	15.2
	82	14.31	10.13	0.51	0.85	0.60	122	363.5	257.3	13.0	21.7	15.2
W14x14½	90	14.02	14.52	0.44	0.71	0.60	134	356.1	368.8	11.2	18.0	15.2
	99	14.16	14.57	0.48	0.78	0.60	148	359.7	370.0	12.3	19.8	15.2
109	14.32	14.61	0.52	0.86	0.60	162	363.7	371.0	13.3	21.8	15.2	

HYUNDAI STEEL  
PRODUCTS GUIDE

# W

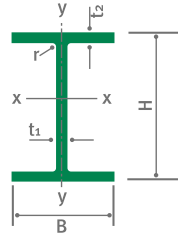
Dimension : ASTM A6-06  
Dimensional Tolerance : ASTM A6-06  
Surface Condition : ASTM A6-06

단면적 Sectional Area (cm <sup>2</sup> )	단면 2차 모멘트 Moment of Inertia (cm <sup>4</sup> )		단면 2차 반경 Radius of Gyration (cm)		단면계수 Modulus of Section (cm <sup>3</sup> )		소성단면계수 Plastic Modulus (cm <sup>3</sup> )		뒤틀림상수 Warping Constant (cm <sup>4</sup> ·x10 <sup>3</sup> )	비틀림상수 Torsional Constant (cm <sup>4</sup> )	호칭치수 Designation
	A	I <sub>x</sub>	I <sub>y</sub>	i <sub>x</sub>	i <sub>y</sub>	S <sub>x</sub>	S <sub>y</sub>	Z <sub>x</sub>	Z <sub>y</sub>	C <sub>w</sub>	
165.2	30,800	10,000	13.7	7.78	1,940	649	2,170	991	2,220	215	W12x12
182.2	34,700	11,300	13.8	7.88	2,150	732	2,420	1,110	2,530	289	
200.8	38,800	12,500	13.9	7.89	2,370	805	2,680	1,230	2,860	381	
227.7	44,600	14,400	14.0	7.95	2,680	920	3,050	1,400	3,340	544	
258.0	51,900	16,600	14.2	8.02	3,050	1,050	3,510	1,610	3,950	784	
288.9	59,700	18,900	14.4	8.09	3,430	1,190	3,980	1,830	4,620	1,090	
305.8	64,200	20,300	14.5	8.15	3,640	1,280	4,250	1,950	5,020	1,290	
322.5	68,500	21,500	14.6	8.16	3,840	1,350	4,500	2,060	5,390	1,500	
360.4	78,800	24,500	14.8	8.24	4,310	1,520	5,100	2,340	6,320	2,060	
398.9	89,300	27,700	15.0	8.33	4,780	1,710	5,710	2,620	7,300	2,740	
436.8	100,600	30,900	15.2	8.41	5,260	1,890	6,330	2,900	8,370	3,550	
477.9	113,200	34,500	15.4	8.50	5,780	2,090	7,020	3,210	9,590	4,580	
528.4	129,500	39,000	15.7	8.59	6,430	2,340	7,890	3,600	11,230	6,070	
578.4	147,600	43,700	16.0	8.69	7,120	2,600	8,810	4,010	13,010	7,880	
41.74	8,270	291	14.1	2.64	474	45.8	542	71.8	84.1	8.71	W14x5
49.77	10,200	372	14.3	2.73	577	58.2	661	91.1	109	15.1	
57.29	12,100	817	14.5	3.78	689	95.6	777	148	238	16.3	W14x6½
64.53	14,200	973	14.8	3.88	800	114	896	175	287	23.9	
72.18	16,100	1,110	14.9	3.92	899	129	1,010	200	331	33.6	W14x8
81.46	17,800	1,890	14.8	4.82	1,030	186	1,140	285	524	43.4	
91.12	20,200	2,140	14.9	4.85	1,150	210	1,280	322	600	59.9	W14x10
100.8	22,600	2,410	15.0	4.89	1,280	236	1,430	361	681	80.8	
115.7	26,700	4,480	15.2	6.22	1,510	353	1,680	538	1,270	91.4	W14x14
128.9	30,100	5,060	15.3	6.27	1,690	397	1,880	605	1,450	125	
140.3	33,100	5,560	15.4	6.30	1,840	435	2,050	663	1,600	161	W14x14½
155.3	36,700	6,170	15.4	6.30	2,020	480	2,270	734	1,800	212	
170.6	41,500	15,100	15.6	9.41	2,330	819	2,560	1,240	4,300	169	W14x14½
187.9	46,200	16,700	15.7	9.43	2,570	903	2,840	1,370	4,830	224	
206.3	51,500	18,600	15.8	9.50	2,830	1,000	3,140	1,520	5,420	296	



# 01. H SECTION H형강

## Dimensions and Sectional Properties 치수 및 단면성능 (2) ASTM



호칭치수 Designation	단위무게 Unit Weight (lbs/ft)	표준 단면 치수 Standard Sectional Dimension (in)					단위무게 Unit Weight (kg/m)	표준 단면 치수 Standard Sectional Dimension (mm)				
		W	H	B	t <sub>1</sub>	t <sub>2</sub>		r	M	H	B	t <sub>1</sub>
W14x14½	120	14.48	14.67	0.59	0.94	0.60	179	367.8	372.6	15.0	23.9	15.2
	132	14.66	14.72	0.65	1.03	0.60	197	372.4	374.0	16.4	26.2	15.2
W14x16	145	14.78	15.50	0.68	1.09	0.60	216	375.4	393.7	17.3	27.7	15.2
	159	14.98	15.57	0.74	1.19	0.60	237	380.5	395.4	18.9	30.2	15.2
	176	15.22	15.65	0.83	1.31	0.60	262	386.6	397.5	21.1	33.3	15.2
	193	15.48	15.71	0.89	1.44	0.60	288	393.2	399.0	22.6	36.6	15.2
	211	15.72	15.80	0.98	1.56	0.60	314	399.3	401.3	24.9	39.6	15.2
W14x16	233	16.04	15.89	1.07	1.72	0.60	347	407.4	403.6	27.2	43.7	15.2
	257	16.38	16.00	1.17	1.89	0.60	383	416.1	406.3	29.8	48.0	15.2
	283	16.74	16.11	1.29	2.07	0.60	422	425.2	409.2	32.8	52.6	15.2
	311	17.12	16.23	1.41	2.26	0.60	463	434.8	412.2	35.8	57.4	15.2
	342	17.54	16.36	1.54	2.47	0.60	509	445.5	415.5	39.1	62.7	15.2
W16x5½	26	15.69	5.50	0.25	0.35	0.40	39.1	398.5	139.7	6.4	8.8	10.2
	31	15.88	5.52	0.28	0.44	0.40	46.3	403.4	140.3	7.0	11.2	10.2
W16x7	36	15.86	6.98	0.30	0.43	0.40	53.5	402.8	177.4	7.5	10.9	10.2
	40	16.01	7.00	0.30	0.50	0.40	59.5	406.7	177.7	7.7	12.8	10.2
	45	16.13	7.04	0.35	0.57	0.40	67.4	409.7	178.7	8.8	14.4	10.2
	50	16.26	7.07	0.38	0.63	0.40	74.8	413.0	179.6	9.7	16.0	10.2
	57	16.43	7.12	0.43	0.72	0.40	84.9	417.3	180.8	10.9	18.2	10.2
W16x10¼	67	16.33	10.24	0.39	0.67	0.40	100	414.8	260.0	10.0	16.9	10.2
	77	16.52	10.30	0.46	0.76	0.40	115	419.6	261.5	11.6	19.3	10.2
	89	16.75	10.37	0.52	0.87	0.40	132	425.4	263.3	13.3	22.2	10.2
W18x6	100	16.97	10.43	0.59	0.98	0.40	149	431.0	264.8	14.9	25.0	10.2
	35	17.70	6.00	0.30	0.43	0.40	52.1	449.6	152.4	7.6	10.8	10.2
	40	17.90	6.02	0.31	0.52	0.40	59.5	454.7	152.8	8.0	13.3	10.2
	46	18.06	6.06	0.36	0.61	0.40	68.5	458.7	153.9	9.1	15.4	10.2
	41	17.70	7.45	0.32	0.43	0.40	60	449.6	189.2	8.1	10.8	10.2
W18x7½	45	17.86	7.48	0.33	0.50	0.40	67	453.6	189.9	8.5	12.7	10.2
	50	17.99	7.50	0.35	0.57	0.40	74.3	456.9	190.4	9.0	14.5	10.2

HYUNDAI STEEL  
PRODUCTS GUIDE

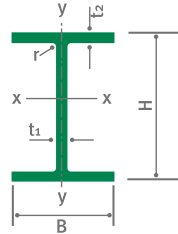
# W

Dimension : ASTM A6-06  
Dimensional Tolerance : ASTM A6-06  
Surface Condition : ASTM A6-06

단면적 Sectional Area (cm <sup>2</sup> )	단면 2차 모멘트 Moment of Inertia (cm <sup>4</sup> )		단면 2차 반경 Radius of Gyration (cm)		단면계수 Modulus of Section (cm <sup>3</sup> )		소성단면계수 Plastic Modulus (cm <sup>3</sup> )		뒤틀림상수 Warping Constant (cm <sup>4</sup> ·x10 <sup>3</sup> )	비틀림상수 Torsional Constant (cm <sup>4</sup> )	호칭치수 Designation
	A	I <sub>x</sub>	I <sub>y</sub>	i <sub>x</sub>	i <sub>y</sub>	S <sub>x</sub>	S <sub>y</sub>	Z <sub>x</sub>	Z <sub>y</sub>	C <sub>w</sub>	
228.1	57,300	20,600	15.8	9.50	3,120	1,110	3,480	1,680	6,090	394	W14x14½
250.4	63,800	22,900	16.0	9.56	3,430	1,220	3,840	1,860	6,840	518	
275.5	71,300	28,200	16.1	10.12	3,800	1,430	4,270	2,170	8,510	638	W14x16
301.3	79,100	31,100	16.2	10.16	4,160	1,570	4,700	2,390	9,550	827	
334.2	89,100	34,900	16.3	10.22	4,610	1,760	5,250	2,670	10,900	1,120	
366.4	99,800	38,800	16.5	10.29	5,080	1,940	5,820	2,960	12,300	1,470	
399.5	111,000	42,700	16.7	10.34	5,560	2,130	6,390	3,240	13,800	1,870	
441.8	125,000	47,900	16.8	10.41	6,140	2,370	7,140	3,620	15,800	2,510	W14x16
487.4	142,000	53,700	17.1	10.50	6,830	2,640	7,970	4,040	18,200	3,330	
537.4	160,000	60,200	17.3	10.58	7,530	2,940	8,890	4,490	20,800	4,400	W14x16
589.7	180,000	67,100	17.5	10.67	8,280	3,260	9,880	4,980	23,900	5,740	
648.2	204,000	75,100	17.7	10.76	9,160	3,610	11,010	5,540	27,500	7,510	
702.2	227,000	82,800	18.0	10.86	9,970	3,960	12,070	6,070	31,000	9,430	
49.86	12,600	401	15.9	2.84	632	57.4	728	90.3	152	11.3	
58.99	15,600	516.9	16.3	2.96	773	73.7	887	115	198	19	
68.14	18,600	1,020	16.5	3.87	924	115	1,050	177	389	22.9	W16x7
75.73	21,500	1,200	16.8	3.98	1,060	135	1,190	208	464	32.9	
85.88	24,500	1,370	16.9	3.99	1,200	153	1,350	238	535	47.1	
95.32	27,400	1,550	17.0	4.03	1,330	173	1,510	268	609	64.1	
108.2	31,600	1,800	17.1	4.08	1,510	199	1,730	310	714	93.2	
126.9	39,700	4,950	17.7	6.25	1,910	381	2,130	581	1,960	100	W16x10¼
146.0	46,100	5,760	17.8	6.28	2,200	441	2,460	673	2,300	150	
168.5	54,000	6,760	17.9	6.33	2,540	514	2,860	787	2,740	228	
190.1	61,800	7,750	18.0	6.38	2,870	585	3,250	899	3,190	324	W18x6
66.34	21,200	639	17.9	3.10	943	83.9	1,090	132	307	21.4	
75.79	25,400	793	18.3	3.23	1,120	104	1,280	163	385	33.7	
87.23	29,600	939	18.4	3.28	1,290	122	1,490	192	460	51.2	
76.6	25,400	1,220	18.2	3.99	1,130	129	1,290	201	587	26	
85.5	29,400	1,450	18.5	4.12	1,300	153	1,470	237	704	38	W18x7½
94.62	33,300	1,670	18.8	4.20	1,460	175	1,650	272	816	52.1	

# 01. H SECTION H형강

## Dimensions and Sectional Properties 치수 및 단면성능 (2) ASTM



호칭치수 Designation	단위무게 Unit Weight (lbs/ft)	표준 단면 치수 Standard Sectional Dimension (in)					단위무게 Unit Weight (kg/m)	표준 단면 치수 Standard Sectional Dimension (mm)				
		W	H	B	t <sub>1</sub>	t <sub>2</sub>		r	M	H	B	t <sub>1</sub>
W18x7½	55	18.11	7.53	0.39	0.63	0.40	82.0	460.0	191.3	9.9	16.0	10.2
	60	18.24	7.56	0.41	0.70	0.40	89.3	463.3	191.9	10.5	17.7	10.2
	65	18.35	7.59	0.45	0.75	0.40	96.8	466.1	192.8	11.4	19.1	10.2
	66	18.39	7.59	0.45	0.77	0.40	98	467.2	192.8	11.4	19.6	10.2
	71	18.47	7.63	0.50	0.81	0.40	106	469.1	193.9	12.6	20.6	10.2
	76	18.21	11.04	0.43	0.68	0.40	113	462.5	280.3	10.8	17.3	10.2
W18x11	86	18.39	11.09	0.48	0.77	0.40	128	467.1	281.7	12.2	19.6	10.2
	97	18.59	11.15	0.54	0.87	0.40	145	472.2	283.1	13.6	22.1	10.2
	106	18.73	11.20	0.59	0.94	0.40	158	475.7	284.5	15.0	23.9	10.2
	119	18.97	11.26	0.65	1.06	0.40	177	481.8	286.1	16.6	26.9	10.2
	130	19.25	11.16	0.67	1.20	0.40	194	489.0	283.5	17.0	30.5	10.2
	143	19.49	11.22	0.73	1.32	0.40	213	495.0	285.0	18.5	33.5	10.2
	158	19.72	11.30	0.81	1.44	0.40	235	500.9	287.0	20.6	36.6	10.2
	175	20.04	11.37	0.89	1.59	0.40	260	509.0	288.9	22.6	40.4	10.2
	192	20.35	11.46	0.96	1.75	0.40	286	516.9	291.0	24.4	44.4	10.2
	211	20.67	11.56	1.06	1.91	0.40	315	525.0	293.5	26.9	48.5	10.2
	234	21.06	11.65	1.16	2.11	0.40	349	534.9	295.9	29.5	53.6	10.2
W21x6½	258	21.46	11.77	1.28	2.30	0.40	384	545.1	299.0	32.5	58.4	10.2
	283	21.85	11.89	1.40	2.50	0.40	421	555.0	302.0	35.6	63.5	10.2
	311	22.32	12.00	1.52	2.74	0.40	463	566.9	304.9	38.6	69.6	10.2
	44	20.66	6.50	0.35	0.45	0.50	65.7	524.8	165.1	8.9	11.4	12.7
	50	20.83	6.53	0.38	0.54	0.50	74.7	529.1	165.9	9.7	13.6	12.7
	57	21.06	6.56	0.41	0.65	0.50	84.8	534.9	166.5	10.3	16.5	12.7
	48	20.60	8.14	0.35	0.43	0.50	71.5	523.2	206.8	8.9	10.9	12.7
W21x8¼	55	20.80	8.22	0.38	0.52	0.50	82.2	528.3	208.8	9.6	13.2	12.7
	62	20.99	8.24	0.40	0.61	0.50	92.6	533.1	209.3	10.2	15.6	12.7
	68	21.13	8.27	0.43	0.69	0.50	101	536.7	210.1	10.9	17.4	12.7
	73	21.24	8.30	0.46	0.74	0.50	109	539.5	210.7	11.6	18.8	12.7
	83	21.43	8.35	0.52	0.83	0.50	123	544.3	212.2	13.1	21.2	12.7
	93	21.62	8.42	0.58	0.93	0.50	138	549.1	213.9	14.7	23.6	12.7
W21x12¼	101	21.36	12.29	0.50	0.80	0.50	151	542.5	312.2	12.7	20.3	12.7
	111	21.51	12.34	0.55	0.87	0.50	165	546.4	313.4	14.0	22.2	12.7
	122	21.68	12.39	0.60	0.96	0.50	181	550.7	314.7	15.2	24.4	12.7

HYUNDAI STEEL  
PRODUCTS GUIDE

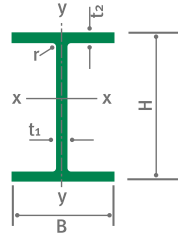
# W

Dimension : ASTM A6-06  
Dimensional Tolerance : ASTM A6-06  
Surface Condition : ASTM A6-06

단면적 Sectional Area (cm <sup>2</sup> )	단면 2차 모멘트 Moment of Inertia (cm <sup>4</sup> )		단면 2차 반경 Radius of Gyration (cm)		단면계수 Modulus of Section (cm <sup>3</sup> )		소성단면계수 Plastic Modulus (cm <sup>3</sup> )		뒤틀림상수 Warping Constant (cm <sup>4</sup> × 10 <sup>3</sup> )	비틀림상수 Torsional Constant (cm <sup>4</sup> )	호칭치수 Designation
	A	I <sub>x</sub>	I <sub>y</sub>	i <sub>x</sub>	i <sub>y</sub>	S <sub>x</sub>	S <sub>y</sub>	Z <sub>x</sub>	Z <sub>y</sub>	C <sub>w</sub>	
104.5	37,100	1,870	18.8	4.23	1,610	196	1,830	304	920	69.7	W18x7½
113.8	41,000	2,090	19.0	4.29	1,770	218	2,010	338	1,030	91.3	
123.3	44,700	2,290	19.0	4.31	1,920	238	2,190	370	1,140	115	
125.3	45,700	2,350	19.1	4.33	1,960	244	2,230	379	1,170	122	
134.7	48,800	2,510	19.0	4.32	2,080	259	2,390	405	1,260	147	
144.1	55,500	6,350	19.6	6.64	2,400	453	2,670	693	3,150	119	
163.5	63,700	7,310	19.7	6.69	2,730	519	3,050	794	3,660	173	W18x11
184.2	72,700	8,370	19.9	6.74	3,080	591	3,460	906	4,230	246	
201.1	79,700	9,190	19.9	6.76	3,350	646	3,780	992	4,680	315	
225.9	91,000	10,500	20.1	6.82	3,780	734	4,280	1,130	5,430	445	
246.6	103,000	11,600	20.4	6.86	4,210	818	4,760	1,260	6,090	609	
271.0	114,000	12,900	20.5	6.90	4,610	905	5,270	1,400	6,880	804	
299.1	127,000	14,500	20.6	6.96	5,070	1,010	5,840	1,550	7,770	1,060	W18x11
331.1	144,000	16,300	20.9	7.02	5,660	1,130	6,520	1,740	8,910	1,420	
363.8	161,000	18,300	21.0	7.09	6,230	1,260	7,240	1,940	10,180	1,880	
400.7	180,000	20,500	21.2	7.15	6,860	1,400	8,030	2,170	11,600	2,470	
444.3	204,000	23,200	21.4	7.23	7,630	1,570	9,000	2,440	13,400	3,320	
489.3	229,000	26,100	21.6	7.30	8,400	1,750	10,000	2,730	15,410	4,340	
536.8	257,000	29,300	21.9	7.39	9,260	1,940	11,100	3,030	17,600	5,620	W21x6½
590.4	290,000	33,100	22.2	7.49	10,200	2,170	12,300	3,400	20,330	7,390	
83.71	35,000	859	20.4	3.20	1,330	104	1,560	166	563	33.1	
95.19	41,100	1,040	20.8	3.31	1,550	125	1,810	200	688	48.9	
108.0	48,600	1,270	21.2	3.43	1,820	153	2,110	243	853	74.4	
91.09	39,800	1,610	20.9	4.20	1,520	156	1,750	244	1,050	34.6	
104.7	47,500	2,010	21.3	4.38	1,800	193	2,060	300	1,330	52.5	W21x8¼
117.9	55,300	2,390	21.7	4.50	2,070	228	2,370	356	1,600	77.0	
129.2	61,600	2,700	21.8	4.57	2,300	257	2,620	400	1,810	102	
138.8	66,800	2,940	21.9	4.60	2,480	279	2,830	435	1,990	127	
157.1	76,200	3,390	22.0	4.65	2,800	320	3,210	500	2,310	182	
176.1	86,100	3,860	22.1	4.68	3,140	361	3,610	568	2,660	253	
191.9	101,000	10,300	22.9	7.33	3,720	660	4,140	1,010	7,020	218	W21x12¼
210.8	111,000	11,400	22.9	7.35	4,060	728	4,560	1,120	7,820	286	
231.2	123,000	12,700	23.1	7.41	4,470	807	5,030	1,240	8,780	377	

# 01. H SECTION H형강

## Dimensions and Sectional Properties 치수 및 단면성능 (2) ASTM



호칭치수 Designation	단위무게 Unit Weight (lbs/ft)	표준 단면 치수 Standard Sectional Dimension (in)					단위무게 Unit Weight (kg/m)	표준 단면 치수 Standard Sectional Dimension (mm)				
		W	H	B	t <sub>1</sub>	t <sub>2</sub>		r	M	H	B	t <sub>1</sub>
W21x12½	132	21.83	12.44	0.65	1.04	0.50	197	554.5	316.0	16.5	26.3	12.7
	147	22.06	12.51	0.72	1.15	0.50	219	560.3	317.8	18.3	29.2	12.7
	166	22.48	12.42	0.75	1.36	0.50	247	571.0	315.5	19.1	34.5	12.7
	182	22.72	12.50	0.83	1.48	0.50	272	577.1	317.5	21.1	37.6	12.7
	201	23.03	12.57	0.91	1.63	0.50	300	585.0	319.4	23.1	41.4	12.7
	223	23.35	12.67	1.00	1.79	0.50	331	593.1	321.9	25.4	45.5	12.7
	248	23.74	12.78	1.11	1.99	0.50	370	603.0	324.5	28.3	50.5	12.7
	275	24.13	12.89	1.22	2.19	0.50	409	612.9	327.4	31.0	55.6	12.7
	300	24.53	12.99	1.32	2.38	0.50	447	623.1	329.9	33.5	60.5	12.7
	333	25.00	13.13	1.46	2.62	0.50	495	635.0	333.5	37.1	66.5	12.7
W24x7	55	23.57	7.00	0.39	0.50	0.50	81.8	598.7	177.9	10.0	12.8	12.7
	62	23.74	7.04	0.43	0.59	0.50	92.2	603.0	178.8	10.9	15.0	12.7
W24x9	68	23.73	8.96	0.41	0.59	0.50	102	602.7	227.7	10.5	14.9	12.7
	76	23.92	8.99	0.44	0.68	0.50	114	607.6	228.3	11.2	17.3	12.7
W24x12½	84	24.10	9.02	0.47	0.77	0.50	125	612.1	229.1	11.9	19.6	12.7
	94	24.31	9.07	0.52	0.87	0.50	140	617.5	230.3	13.1	22.2	12.7
	103	24.53	9.00	0.55	0.98	0.50	153	623.1	228.6	14.0	24.9	12.7
	104	24.06	12.75	0.50	0.75	0.65	156	611.1	323.9	12.7	19.1	16.5
	117	24.26	12.80	0.55	0.85	0.65	175	616.2	325.1	14.0	21.6	16.5
	131	24.48	12.85	0.61	0.96	0.65	196	621.8	326.5	15.4	24.4	16.5
	146	24.74	12.90	0.65	1.09	0.65	219	628.4	327.7	16.5	27.7	16.5
	162	25.00	12.96	0.70	1.22	0.65	242	635.0	329.1	17.9	31.0	16.5
	176	25.24	12.89	0.75	1.34	0.65	263	641.1	327.4	19.1	34.0	16.5
	192	25.47	12.95	0.81	1.46	0.65	286	646.9	328.9	20.6	37.1	16.5
W24x12¾	207	25.71	13.01	0.87	1.57	0.65	308	653.0	330.5	22.1	39.9	16.5
	229	26.02	13.11	0.96	1.73	0.65	341	660.9	333.0	24.4	43.9	16.5
	250	26.34	13.19	1.04	1.89	0.65	373	669.0	334.9	26.4	48.0	16.5
	279	26.73	13.31	1.16	2.09	0.65	416	678.9	337.9	29.5	53.1	16.5
	306	27.13	13.41	1.26	2.28	0.65	455	689.1	340.5	32.0	57.9	16.5
	335	27.52	13.52	1.38	2.48	0.65	499	699.0	343.4	35.1	63.0	16.5
	370	27.99	13.66	1.52	2.72	0.65	552	710.9	347.0	38.6	69.1	16.5

HYUNDAI STEEL  
PRODUCTS GUIDE

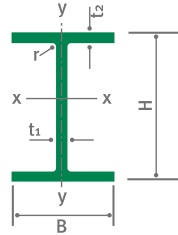
# W

Dimension : ASTM A6-06  
Dimensional Tolerance : ASTM A6-06  
Surface Condition : ASTM A6-06

단면적 Sectional Area (cm <sup>2</sup> )	단면 2차 모멘트 Moment of Inertia (cm <sup>4</sup> )		단면 2차 반경 Radius of Gyration (cm)		단면계수 Modulus of Section (cm <sup>3</sup> )		소성단면계수 Plastic Modulus (cm <sup>3</sup> )		뒤틀림상수 Warping Constant (cm <sup>4</sup> ·x10 <sup>3</sup> )	비틀림상수 Torsional Constant (cm <sup>4</sup> )	호칭치수 Designation
	A	I <sub>x</sub>	I <sub>y</sub>	i <sub>x</sub>	i <sub>y</sub>	S <sub>x</sub>	S <sub>y</sub>	Z <sub>x</sub>	Z <sub>y</sub>	C <sub>w</sub>	
250.4	134,000	13,900	23.1	7.45	4,830	880	5,460	1,350	9,650	474	W21x12½
278.8	151,000	15,600	23.3	7.48	5,390	982	6,120	1,520	11,000	648	
315.0	178,000	18,100	23.8	7.58	6,230	1,150	7,080	1,760	13,000	988	
346.0	197,000	20,100	23.9	7.62	6,830	1,270	7,800	1,950	14,600	1,290	
381.9	221,000	22,500	24.1	7.68	7,560	1,410	8,680	2,180	16,600	1,720	
421.8	248,000	25,400	24.2	7.76	8,360	1,580	9,660	2,440	19,000	2,290	
471.2	281,000	28,900	24.4	7.83	9,320	1,780	10,900	2,760	21,900	3,140	
521.0	317,000	32,600	24.7	7.91	10,300	1,990	12,100	3,100	25,300	4,190	
568.8	353,000	36,400	24.9	8.00	11,300	2,210	13,400	3,440	28,600	5,390	
631.2	400,000	41,300	25.2	8.09	12,600	2,480	15,000	3,870	33,200	7,220	
104.2	55,900	1,210	23.2	3.41	1,870	136	2,190	218	1,030	50.3	W24x7
117.5	64,600	1,440	23.4	3.50	2,140	161	2,510	258	1,240	72.4	
129.4	76,200	2,940	24.3	4.77	2,530	258	2,900	403	2,530	79.2	
144.6	87,500	3,440	24.6	4.88	2,880	301	3,290	470	2,990	113	W24x9
159.4	98,600	3,940	24.9	4.97	3,220	344	3,680	536	3,450	155	
178.7	112,000	4,530	25.0	5.03	3,630	393	4,160	615	4,000	220	
195.5	125,000	4,970	25.3	5.04	4,010	435	4,590	680	4,440	297	
198.8	130,000	10,800	25.6	7.37	4,250	667	4,770	1,030	9,480	206	
223.0	148,000	12,400	25.8	7.46	4,800	763	5,390	1,170	10,900	291	
249.9	168,000	14,200	25.9	7.54	5,400	870	6,090	1,340	12,600	410	
278.4	192,000	16,300	26.3	7.65	6,110	995	6,870	1,530	14,700	575	
308.9	216,000	18,400	26.4	7.72	6,800	1,120	7,700	1,730	16,800	790	
334.4	237,000	19,900	26.6	7.71	7,390	1,220	8,390	1,880	18,300	1,020	
364.4	261,000	22,000	26.8	7.77	8,070	1,340	9,200	2,070	20,500	1,310	W24x12¾
392.8	285,000	24,100	26.9	7.83	8,730	1,460	10,000	2,250	22,600	1,630	
434.5	319,000	27,100	27.1	7.90	9,650	1,630	11,100	2,520	25,700	2,180	
475.1	354,000	30,100	27.3	7.96	10,600	1,800	12,200	2,800	29,000	2,830	
530.2	400,000	34,300	27.5	8.04	11,800	2,030	13,700	3,160	33,400	3,870	
580.1	446,000	38,300	27.7	8.13	12,900	2,250	15,100	3,510	37,900	5,010	
636.2	496,000	42,700	27.9	8.19	14,200	2,490	16,700	3,900	43,000	6,490	
702.9	558,000	48,400	28.2	8.30	15,700	2,790	18,600	4,380	49,500	8,610	

# 01. H SECTION H형강

## Dimensions and Sectional Properties 치수 및 단면성능 (2) ASTM



호칭치수 Designation	단위무게 Unit Weight (lbs/ft)	표준 단면 치수 Standard Sectional Dimension (in)					단위무게 Unit Weight (kg/m)	표준 단면 치수 Standard Sectional Dimension (mm)				
		W	H	B	t <sub>1</sub>	t <sub>2</sub>		r	M	H	B	t <sub>1</sub>
W27x10	84	26.71	9.96	0.46	0.64	0.60	126	678.4	253.0	11.7	16.3	15.2
	94	26.92	9.99	0.49	0.74	0.60	140	683.8	253.7	12.4	18.9	15.2
	102	27.09	10.02	0.52	0.83	0.60	152	688.1	254.4	13.1	21.1	15.2
	114	27.29	10.07	0.57	0.93	0.60	170	693.2	255.8	14.5	23.6	15.2
	129	27.63	10.01	0.61	1.10	0.60	192	701.8	254.3	15.5	27.9	15.2
W30x10½	90	29.53	10.40	0.47	0.61	1.10	137	750.1	264.2	11.94	15.49	28
	99	29.65	10.45	0.52	0.67	1.10	151	753.1	265.4	13.21	17.02	28
	108	29.83	10.48	0.54	0.76	1.10	164	757.7	266.1	13.84	19.30	28
	116	30.01	10.50	0.56	0.85	1.10	177	762.3	266.6	14.35	21.59	28
	124	30.17	10.52	0.59	0.93	1.10	188	766.3	267.1	14.86	23.62	28
W33x11½	132	30.31	10.54	0.61	1.00	1.10	200	769.9	267.8	15.62	25.40	28
	148	30.67	10.48	0.65	1.18	1.10	224	779.0	266.2	16.51	29.97	28
	118	32.86	11.48	0.55	0.74	1.18	180	834.6	291.6	13.97	18.80	30
	130	33.09	11.51	0.58	0.86	1.18	198	840.5	292.4	14.73	21.72	30
	141	33.30	11.54	0.61	0.96	1.18	214	845.8	293.0	15.37	24.38	30
W36x12	152	33.49	11.57	0.64	1.06	1.18	231	850.6	293.8	16.13	26.80	30
	169	33.82	11.50	0.67	1.22	1.18	255	859.0	292.1	17.02	30.99	30
	135	35.55	11.95	0.60	0.79	1.18	205	903.0	303.5	15.24	20.07	30
	150	35.85	11.98	0.63	0.94	1.18	228	910.6	304.2	15.88	23.88	30
	160	36.01	12.00	0.65	1.02	1.18	242	914.7	304.8	16.51	25.91	30
	170	36.17	12.03	0.68	1.10	1.18	257	918.7	305.6	17.27	27.94	30
	182	36.33	12.07	0.73	1.18	1.18	275	922.8	306.7	18.42	29.97	30
	194	36.49	12.11	0.76	1.26	1.18	292	926.8	307.7	19.43	32.00	30
W40x12	210	36.69	12.18	0.8299	1.36	1.18	317	931.9	309.4	21.08	34.54	30
	232	37.12	12.12	0.87	1.57	1.18	349	942.8	307.8	22.10	39.88	30

HYUNDAI STEEL  
PRODUCTS GUIDE

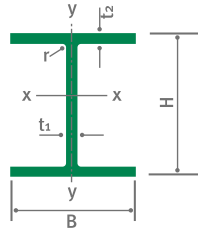
# W

Dimension : ASTM A6-06  
Dimensional Tolerance : ASTM A6-06  
Surface Condition : ASTM A6-06

단면적 Sectional Area (cm <sup>2</sup> )	단면 2차 모멘트 Moment of Inertia (cm <sup>4</sup> )		단면 2차 반경 Radius of Gyration (cm)		단면계수 Modulus of Section (cm <sup>3</sup> )		소성단면계수 Plastic Modulus (cm <sup>3</sup> )		뒤틀림상수 Warping Constant (cm <sup>4</sup> , x10 <sup>3</sup> )	비틀림상수 Torsional Constant (cm <sup>4</sup> )	호칭치수 Designation
	A	I <sub>x</sub>	I <sub>y</sub>	i <sub>x</sub>	i <sub>y</sub>	S <sub>x</sub>	S <sub>y</sub>	Z <sub>x</sub>	Z <sub>y</sub>	C <sub>w</sub>	
160.0	119,000	4,410	27.3	5.25	3,510	349	4,010	546	4,820	120	W27x10
178.0	136,000	5,160	27.6	5.38	3,980	407	4,550	635	5,680	169	
194.0	151,000	5,800	27.9	5.47	4,390	456	5,010	713	6,440	222	
216.4	170,000	6,600	28.0	5.52	4,900	516	5,620	808	7,380	307	
244.0	198,000	7,670	28.5	5.61	5,640	603	6,460	943	8,680	464	
174.4	156,000	4,780	29.9	5.24	4,160	362	4,790	575	6,420	154	W30x10½
192.1	172,000	5,330	29.9	5.27	4,570	402	5,270	639	7,180	199	
209.0	191,000	6,090	30.2	5.40	5,040	458	5,820	727	8,260	251	
225.0	211,000	6,850	30.6	5.52	5,540	514	6,360	813	9,350	313	
239.8	228,000	7,540	30.8	5.61	5,950	565	6,840	892	10,300	380	
255.1	245,000	8,170	31.0	5.66	6,360	610	7,320	964	11,300	456	W33x11½
285.0	283,000	9,470	31.5	5.76	7,270	712	8,350	1,120	13,200	662	
228.7	253,000	7,800	33.3	5.84	6,060	535	6,990	849	12,900	274	
252.2	287,000	9,090	33.7	6.00	6,830	622	7,840	983	15,200	362	
273.1	318,000	10,300	34.1	6.14	7,520	703	8,610	1,100	17,200	462	
293.8	347,000	11,400	34.4	6.23	8,160	776	9,350	1,220	19,200	578	W36x12
324.4	394,000	12,900	34.9	6.31	9,170	883	10,500	1,390	22,100	805	
261.1	333,000	9,400	35.7	6.00	7,380	619	8,540	986	18,200	349	
290.0	385,000	11,300	36.4	6.24	8,460	743	9,730	1,170	22,000	480	
308.1	414,000	12,300	36.7	6.32	9,050	807	10,400	1,270	24,100	577	
327.5	445,000	13,300	36.9	6.37	9,690	870	11,100	1,380	26,400	694	W40x12
350.5	479,000	14,500	37.0	6.43	10,400	946	12,000	1,500	28,700	844	
372.3	512,000	15,600	37.1	6.47	11,000	1,010	12,800	1,610	31,100	1,010	
403.3	557,000	17,100	37.2	6.51	12,000	1,110	13,800	1,760	34,300	1,270	
444.0	633,000	19,500	37.8	6.63	13,400	1,270	15,500	2,010	39,500	1,760	

# 01. H SECTION H형강

## Dimensions and Sectional Properties 치수 및 단면성능 (3) HE



호칭치수 Designation	단위무게 Unit Weight (kg/m)	표준 단면 치수 Standard Sectional Dimension (mm)						단면적 Sectional Area (cm <sup>2</sup> )	단면 2차 모멘트 Moment of Inertia (cm <sup>4</sup> )	
		W	H	B	t <sub>1</sub>	t <sub>2</sub>	r		A	I <sub>x</sub>
HE100	A	16.7	96.0	100.0	5.0	8.0	12.0	21.24	349	134
	B	20.4	100.0	100.0	6.0	10.0	12.0	26.04	450	167
	M	41.8	120.0	106.0	12.0	20.0	12.0	53.24	1,140	399
HE120	A	19.9	114.0	120.0	5.0	8.0	12.0	25.34	606	231
	B	26.7	120.0	120.0	6.5	11.0	12.0	34.01	864	318
	M	52.1	140.0	126.0	12.5	21.0	12.0	66.41	2,020	703
HE140	A	24.7	133.0	140.0	5.5	8.5	12.0	31.42	1,030	389
	B	33.7	140.0	140.0	7.0	12.0	12.0	42.96	1,510	550
	M	63.2	160.0	146.0	13.0	22.0	12.0	80.56	3,290	1,140
HE160	A	30.4	152.0	160.0	6.0	9.0	15.0	38.77	1,670	616
	B	42.6	160.0	160.0	8.0	13.0	15.0	54.25	2,490	889
	M	76.2	180.0	166.0	14.0	23.0	15.0	97.05	5,100	1,760
HE180	A	35.5	171.0	180.0	6.0	9.5	15.0	45.25	2,510	925
	B	51.2	180.0	180.0	8.5	14.0	15.0	65.25	3,830	1,360
	M	88.9	200.0	186.0	14.5	24.0	15.0	113.3	7,480	2,580
HE200	A	42.3	190.0	200.0	6.5	10.0	18.0	53.83	3,690	1,340
	B	61.3	200.0	200.0	9.0	15.0	18.0	78.08	5,700	2,000
	M	103	220.0	206.0	15.0	25.0	18.0	131.3	10,600	3,650
HE220	A	50.5	210.0	220.0	7.0	11.0	18.0	64.34	5,410	1,950
	B	71.5	220.0	220.0	9.5	16.0	18.0	91.04	8,090	2,840
	M	117	240.0	226.0	15.5	26.0	18.0	149.4	14,600	5,010
HE240	AA	47.4	224.0	240.0	6.5	9.0	21.0	60.38	5,840	2,080
	A	60.3	230.0	240.0	7.5	12.0	21.0	76.84	7,760	2,770
	B	83.2	240.0	240.0	10.0	17.0	21.0	106.0	11,300	3,920
HE260	M	157	270.0	248.0	18.0	32.0	21.0	199.6	24,300	8,150
	AA	54.1	244.0	260.0	6.5	9.5	24.0	68.97	7,980	2,790
	A	68.2	250.0	260.0	7.5	12.5	24.0	86.82	10,500	3,670
HE260	B	92.9	260.0	260.0	10.0	17.5	24.0	118.4	14,900	5,130
	M	172	290.0	268.0	18.0	32.5	24.0	219.6	31,300	10,400

HYUNDAI STEEL  
PRODUCTS GUIDE

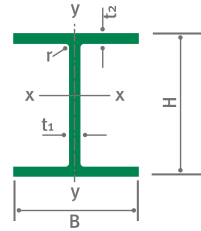
# HE

Dimension : DIN 1025  
Dimensional Tolerance : EN 10034:1997  
Surface Condition : EN 10163-3 2004 CLASS C Subclass1

단면 2차 반경 Radius of Gyration (cm)		단면계수 Modulus of Section (cm <sup>3</sup> )		소성단면계수 Plastic Modulus (cm <sup>3</sup> )		뒤틀림상수 Warping Constant (cm <sup>6</sup> ,x10 <sup>3</sup> )	비틀림상수 Torsional Constant (cm <sup>4</sup> )	호칭치수 Designation
ix	iy	Sx	Sy	Zx	Zy	Cw	J	
4.05	2.51	72.8	26.8	83.0	41.1	2.58	5.24	HE100
4.15	2.53	89.9	33.5	104	51.4	3.38	9.25	
4.63	2.74	190	75.3	236	116	9.93	68.2	
4.89	3.02	106	38.5	120	58.9	6.47	5.99	HE120
5.04	3.06	144	52.9	165	81.0	9.41	13.8	
5.52	3.25	289	112	351	172	24.8	91.7	
5.73	3.52	155	55.6	174	84.8	15.1	8.13	HE140
5.93	3.58	216	78.5	245	120	22.5	20.1	
6.39	3.76	411	156	494	241	54.3	120	
6.56	3.98	220	77.0	245	118	31.4	12.2	HE160
6.77	4.05	311	111	354	170	47.9	31.2	
7.25	4.26	567	212	675	326	108	162	
7.45	4.52	294	103	325	157	60.2	14.8	HE180
7.66	4.57	426	151	481	231	93.8	42.2	
8.13	4.77	748	277	883	425	199	203	
8.28	4.99	388	134	430	204	108	21.0	HE200
8.54	5.06	570	200	643	306	171	59.3	
8.99	5.27	964	354	1,140	543	346	259	
9.17	5.51	515	177	569	271	193	28.5	HE220
9.43	5.59	736	258	827	394	295	76.6	
9.89	5.79	1,220	443	1,420	679	573	315	
9.83	5.87	521	173	571	264	240	23.0	HE240
10.0	6.00	675	231	745	352	328	41.6	
10.3	6.08	942	327	1,050	498	487	103	
11.0	6.39	1,800	657	2,120	1,010	1,150	628	HE260
10.8	6.36	654	215	715	328	383	30.3	
11.0	6.50	840	282	920	430	516	52.4	
11.2	6.58	1,150	395	1,280	602	754	124	HE260
11.9	6.88	2,160	776	2,520	1,190	1,730	719	

# 01. H SECTION H형강

## Dimensions and Sectional Properties 치수 및 단면성능 (3) HE



호칭치수 Designation	단위무게 Unit Weight (kg/m)	표준 단면 치수 Standard Sectional Dimension (mm)					단면적 Sectional Area (cm <sup>2</sup> )	단면 2차 모멘트 Moment of Inertia (cm <sup>4</sup> )		
		W	H	B	t <sub>1</sub>	t <sub>2</sub>		r	A	I <sub>x</sub>
HE280	AA	61.3	264.0	280.0	7.0	10.0	24.0	78.02	10,600	3,660
	A	76.4	270.0	280.0	8.0	13.0	24.0	97.26	13,700	4,760
	B	103	280.0	280.0	10.5	18.0	24.0	131.4	19,300	6,590
	M	189	310.0	288.0	18.5	33.0	24.0	240.2	39,500	13,200
HE300	AA	69.8	283.0	300.0	7.5	10.5	27.0	88.91	13,800	4,730
	A	88.3	290.0	300.0	8.5	14.0	27.0	112.5	18,300	6,310
	B	117	300.0	300.0	11.0	19.0	27.0	149.1	25,200	8,560
	M	238	340.0	310.0	21.0	39.0	27.0	303.1	59,200	19,400
HE320	AA	74.3	301.0	300.0	8.0	11.0	27.0	94.58	16,400	4,960
	A	97.7	310.0	300.0	9.0	15.5	27.0	124.4	22,900	6,990
	B	127	320.0	300.0	11.5	20.5	27.0	161.3	30,800	9,240
	M	245	359.0	309.0	21.0	40.0	27.0	312.0	68,100	19,700
HE340	AA	78.9	320.0	300.0	8.5	11.5	27.0	100.5	19,600	5,180
	A	105	330.0	300.0	9.5	16.5	27.0	133.5	27,700	7,440
	B	134	340.0	300.0	12.0	21.5	27.0	170.9	36,700	9,690
	M	248	377.0	309.0	21.0	40.0	27.0	315.8	76,400	19,700
HE360	AA	83.7	339.0	300.0	9.0	12.0	27.0	106.6	23,000	5,410
	A	112	350.0	300.0	10.0	17.5	27.0	142.8	33,100	7,890
	B	142	360.0	300.0	12.5	22.5	27.0	180.6	43,200	10,100
	M	250	395.0	308.0	21.0	40.0	27.0	318.8	84,900	19,500
HE400	AA	92.4	378.0	300.0	9.5	13.0	27.0	117.7	31,300	5,860
	A	125	390.0	300.0	11.0	19.0	27.0	159.0	45,100	8,560
	B	155	400.0	300.0	13.5	24.0	27.0	197.8	57,700	10,800
	M	256	432.0	307.0	21.0	40.0	27.0	325.8	104,000	19,300
HE450	AA	99.8	425.0	300.0	10.0	13.5	27.0	127.1	41,900	6,090
	A	140	440.0	300.0	11.5	21.0	27.0	178.0	63,700	9,470
	B	171	450.0	300.0	14.0	26.0	27.0	218.0	79,900	11,700
	M	263	478.0	307.0	21.0	40.0	27.0	335.4	131,000	19,300

HYUNDAI STEEL  
PRODUCTS GUIDE

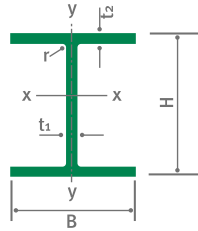
# HE

Dimension : DIN 1025  
Dimensional Tolerance : EN 10034:1997  
Surface Condition : EN 10163-3 2004 CLASS C Subclass1

단면 2차 반경 Radius of Gyration (cm)		단면계수 Modulus of Section (cm <sup>3</sup> )		소성단면계수 Plastic Modulus (cm <sup>3</sup> )		뒤틀림상수 Warping Constant (cm <sup>6</sup> , x10 <sup>3</sup> )	비틀림상수 Torsional Constant (cm <sup>4</sup> )	호칭치수 Designation
ix	iy	Sx	Sy	Zx	Zy	Cw	J	
11.7	6.85	803	261	873	399	590	36.2	HE280
11.9	7.00	1,010	340	1,110	518	785	62.1	
12.1	7.08	1,380	471	1,530	718	1,130	144	
12.8	7.41	2,550	917	2,970	1,400	2,520	807	
12.5	7.29	975	315	1,070	482	877	49.4	HE300
12.8	7.49	1,260	421	1,380	641	1,200	85.2	
13.0	7.58	1,680	571	1,870	870	1,690	185	
14.0	8.00	3,480	1,250	4,080	1,910	4,390	1,410	
13.2	7.24	1,090	331	1,200	506	1,040	55.9	HE320
13.6	7.50	1,480	466	1,630	710	1,510	108	
13.8	7.57	1,930	616	2,150	939	2,070	225	
14.8	7.95	3,790	1,280	4,440	1,950	5,000	1,500	
14.0	7.18	1,230	345	1,340	529	1,230	63.1	HE340
14.4	7.47	1,680	496	1,850	756	1,820	127	
14.7	7.53	2,160	646	2,410	986	2,450	257	
15.6	7.90	4,050	1,280	4,720	1,950	5,580	1,510	
14.7	7.12	1,360	361	1,500	553	1,440	71.0	HE360
15.2	7.43	1,890	526	2,090	802	2,180	149	
15.5	7.48	2,400	673	2,680	1,030	2,880	292	
16.3	7.82	4,300	1,270	4,990	1,940	6,140	1,510	
16.3	7.06	1,660	391	1,820	600	1,950	84.7	HE400
16.8	7.34	2,310	571	2,560	873	2,940	189	
17.1	7.39	2,890	720	3,230	1,100	3,820	356	
17.9	7.70	4,810	1,260	5,570	1,930	7,410	1,510	
18.2	6.92	1,970	406	2,180	624	2,570	95.6	HE450
18.9	7.29	2,900	631	3,220	966	4,150	244	
19.1	7.33	3,550	780	3,980	1,200	5,260	440	
19.8	7.59	5,480	1,260	6,330	1,940	9,250	1,530	

# 01. H SECTION H형강

## Dimensions and Sectional Properties 치수 및 단면성능 (3) HE



호칭치수 Designation	단위무게 Unit Weight (kg/m)	표준 단면 치수 Standard Sectional Dimension (mm)						단면적 Sectional Area (cm <sup>2</sup> )	단면 2차 모멘트 Moment of Inertia (cm <sup>4</sup> )	
		W	H	B	t <sub>1</sub>	t <sub>2</sub>	r		A	I <sub>x</sub>
HE500	AA	107	472.0	300.0	10.5	14.0	27.0	136.9	54,600	6,310
	A	155	490.0	300.0	12.0	23.0	27.0	197.5	87,000	10,400
	B	187	500.0	300.0	14.5	28.0	27.0	238.6	107,000	12,600
	M	270	524.0	306.0	21.0	40.0	27.0	344.3	162,000	19,200
HE550	AA	120	522.0	300.0	11.5	15.0	27.0	152.8	72,900	6,770
	A	166	540.0	300.0	12.5	24.0	27.0	211.8	112,000	10,800
	B	199	550.0	300.0	15.0	29.0	27.0	254.1	137,000	13,100
	M	278	572.0	306.0	21.0	40.0	27.0	354.4	198,000	19,200
HE600	AA	129	571.0	300.0	12.0	15.5	27.0	164.1	91,900	6,990
	A	178	590.0	300.0	13.0	25.0	27.0	226.5	141,000	11,300
	B	212	600.0	300.0	15.5	30.0	27.0	270.0	171,000	13,500
	M	286	620.0	305.0	21.0	40.0	27.0	363.7	237,000	19,000
HE650	AA	138	620.0	300.0	12.5	16.0	27.0	175.8	114,000	7,220
	A	190	640.0	300.0	13.5	26.0	27.0	241.6	175,000	11,700
	B	225	650.0	300.0	16.0	31.0	27.0	286.3	211,000	14,000
	M	293	668.0	305.0	21.0	40.0	27.0	373.7	282,000	19,000
HE700	AA	150	670.0	300.0	13.0	17.0	27.0	190.9	143,000	7,670
	A	204	690.0	300.0	14.5	27.0	27.0	260.5	215,000	12,200
	B	241	700.0	300.0	17.0	32.0	27.0	306.4	257,000	14,400
	M	301	716.0	304.0	21.0	40.0	27.0	383.0	329,000	18,800
HE800	AA	172	770.0	300.0	14.0	18.0	30	218.5	209,000	8,130
	A	224	790.0	300.0	15.0	28.0	30	285.8	303,000	12,600
	B	262	800.0	300.0	17.5	33.0	30	334.2	359,000	14,900
	M	317	814.0	303.0	21.0	40.0	30	404.3	443,000	18,600
HE900	AA	198	870.0	300.0	15.0	20.0	30	252.2	301,000	9,040
	A	252	890.0	300.0	16.0	30.0	30	320.5	422,000	13,500
	B	291	900.0	300.0	18.5	35.0	30	371.3	494,000	15,800
	M	333	910.0	302.0	21.0	40.0	30	423.6	570,000	18,500

HYUNDAI STEEL  
PRODUCTS GUIDE

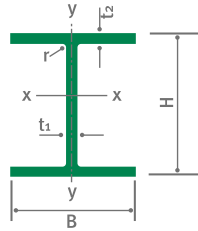
# HE

Dimension : DIN 1025  
Dimensional Tolerance : EN 10034:1997  
Surface Condition : EN 10163-3 2004 CLASS C Subclass1

단면 2차 반경 Radius of Gyration (cm)		단면계수 Modulus of Section (cm <sup>3</sup> )		소성단면계수 Plastic Modulus (cm <sup>3</sup> )		뒤틀림상수 Warping Constant (cm <sup>6</sup> , x10 <sup>3</sup> )	비틀림상수 Torsional Constant (cm <sup>4</sup> )	호칭치수 Designation
i <sub>x</sub>	i <sub>y</sub>	S <sub>x</sub>	S <sub>y</sub>	Z <sub>x</sub>	Z <sub>y</sub>	C <sub>w</sub>	J	
20.0	6.79	2,310	421	2,580	649	3,300	108	HE500
21.0	7.26	3,550	693	3,950	1,060	5,640	309	
21.2	7.27	4,280	840	4,810	1,290	7,020	538	
21.7	7.47	6,180	1,250	7,090	1,930	11,200	1,540	
21.8	6.66	2,790	451	3,130	699	4,340	134	HE550
23.0	7.14	4,150	720	4,620	1,110	7,190	352	
23.2	7.18	4,980	873	5,590	1,340	8,860	600	
23.6	7.36	6,920	1,250	7,930	1,940	13,500	1,550	
23.7	6.53	3,220	466	3,620	725	5,380	150	HE600
25.0	7.06	4,780	753	5,350	1,160	8,980	398	
25.2	7.07	5,700	900	6,430	1,390	11,000	667	
25.5	7.23	7,650	1,250	8,770	1,930	15,900	1,560	
25.5	6.41	3,680	481	4,160	751	6,570	168	HE650
26.9	6.96	5,470	780	6,140	1,200	11,000	448	
27.1	6.99	6,490	933	7,320	1,440	13,400	739	
27.5	7.13	8,440	1,250	9,660	1,940	18,600	1,580	
27.4	6.34	4,270	511	4,840	800	8,160	195	HE700
28.7	6.84	6,230	813	7,030	1,260	13,400	514	
29.0	6.86	7,340	960	8,330	1,500	16,100	831	
29.3	7.01	9,190	1,240	10,500	1,930	21,400	1,590	
30.9	6.10	5,430	542	6,220	857	11,500	257	HE800
32.6	6.64	7,670	840	8,700	1,310	18,300	597	
32.8	6.68	8,980	993	10,200	1,550	21,800	946	
33.1	6.78	10,900	1,230	12,500	1,930	27,800	1,650	
34.5	5.99	6,920	603	8,000	958	16,300	335	HE900
36.3	6.49	9,480	900	10,800	1,410	25,000	737	
36.5	6.52	11,000	1,050	12,600	1,660	29,500	1,140	
36.7	6.61	12,500	1,230	14,400	1,930	34,700	1,670	

# 01. H SECTION H형강

## Dimensions and Sectional Properties 치수 및 단면성능 (4) IPE



호칭치수 Designation	단위무게 Unit Weight (kg/m)	표준 단면 치수 Standard Sectional Dimension (mm)						단면적 Sectional Area (cm <sup>2</sup> )	단면 2차 모멘트 Moment of Inertia (cm <sup>4</sup> )	
		W	H	B	t <sub>1</sub>	t <sub>2</sub>	r		A	I <sub>x</sub>
IPE120	A	8.66	117.6	64.0	3.8	5.1	7.0	11.03	257	22.4
	-	10.4	120.0	64.0	4.4	6.3	7.0	13.21	318	27.7
IPE140	A	10.5	137.4	73.0	3.8	5.6	7.0	13.39	435	36.4
	-	12.9	140.0	73.0	4.7	6.9	7.0	16.43	541	44.9
IPE160	A	12.7	157.0	82.0	4.0	5.9	9.0	16.18	689	54.4
	-	15.8	160.0	82.0	5.0	7.4	9.0	20.09	869	68.3
IPE180	A	15.4	177.0	91.0	4.3	6.5	9.0	19.58	1,060	81.9
	-	18.8	180.0	91.0	5.3	8.0	9.0	23.95	1,320	101
IPE200	O	21.3	182.0	92.0	6.0	9.0	9.0	27.10	1,510	117
	A	18.4	197.0	100.0	4.5	7.0	12.0	23.47	1,590	117
IPE220	-	22.4	200.0	100.0	5.6	8.5	12.0	28.48	1,940	142
	O	25.1	202.0	102.0	6.2	9.5	12.0	31.96	2,210	169
IPE240	A	22.2	217.0	110.0	5.0	7.7	12.0	28.26	2,320	171
	-	26.2	220.0	110.0	5.9	9.2	12.0	33.37	2,770	205
IPE270	O	29.4	222.0	112.0	6.6	10.2	12.0	37.39	3,130	240
	A	26.2	237.0	120.0	5.2	8.3	15.0	33.31	3,290	240
IPE300	-	30.7	240.0	120.0	6.2	9.8	15.0	39.12	3,890	284
	O	34.3	242.0	122.0	7.0	10.8	15.0	43.71	4,370	329
IPE330	A	30.7	267.0	135.0	5.5	8.7	15.0	39.15	4,920	358
	-	36.1	270.0	135.0	6.6	10.2	15.0	45.95	5,790	420
IPE360	O	42.3	274.0	136.0	7.5	12.2	15.0	53.84	6,950	514
	A	36.5	297.0	150.0	6.1	9.2	15.0	46.53	7,170	519
IPE400	-	42.2	300.0	150.0	7.1	10.7	15.0	53.81	8,360	603.8
	O	49.3	304.0	152.0	8.0	12.7	15.0	62.83	10,000	745.7
IPE450	A	43.0	327.0	160.0	6.5	10.0	18.0	54.74	10,200	685.2
	-	49.2	330.0	160.0	7.5	11.5	18.0	62.61	11,800	788.1
IPE500	O	57.0	334.0	162.0	8.5	13.5	18.0	72.62	13,900	960.4
	A	50.2	357.6	170.0	6.6	11.5	18.0	63.96	14,500	944
IPE600	-	57.1	360.0	170.0	8.0	12.7	18.0	72.73	16,300	1,040
	O	66.0	364.0	172.0	9.2	14.7	18.0	84.13	19,000	1,250

HYUNDAI STEEL  
PRODUCTS GUIDE

# IPE

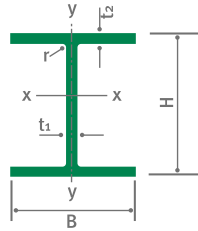
Dimension : DIN 1025  
Dimensional Tolerance : EN 10034:1997  
Surface Condition : EN 10163-3 2004 CLASS C Subclass1

단면 2차 반경 Radius of Gyration (cm)		단면계수 Modulus of Section (cm <sup>3</sup> )		소성단면계수 Plastic Modulus (cm <sup>3</sup> )		뒤틀림상수 Warping Constant (cm <sup>6</sup> , x10 <sup>3</sup> )	비틀림상수 Torsional Constant (cm <sup>4</sup> )	호칭치수 Designation
i <sub>x</sub>	i <sub>y</sub>	S <sub>x</sub>	S <sub>y</sub>	Z <sub>x</sub>	Z <sub>y</sub>	C <sub>w</sub>	J	
4.83	1.43	43.8	7.00	49.9	11.0	0.71	1.04	IPE120
4.90	1.45	53.0	8.70	60.7	13.6	0.89	1.74	
5.70	1.65	63.3	10.0	71.6	15.5	1.58	1.36	IPE140
5.74	1.65	77.3	12.3	88.3	19.2	1.98	2.45	
6.53	1.83	87.8	13.3	99.1	20.7	3.09	1.96	IPE160
6.58	1.84	109	16.7	124	26.1	3.96	3.60	
7.36	2.05	120	18.0	135	28.0	5.93	2.70	IPE180
7.42	2.05	147	22.2	166	34.6	7.43	4.79	
7.46	2.08	166	25.5	189	39.9	8.74	6.76	IPE200
8.23	2.23	161	23.4	182	36.5	10.5	4.11	
8.25	2.24	194	28.5	221	44.6	13.0	6.98	IPE220
8.32	2.30	219	33.1	249	51.9	15.6	9.45	
9.06	2.46	214	31.2	240	48.5	18.7	5.69	IPE240
9.11	2.48	252	37.3	285	58.1	22.7	9.07	
9.15	2.53	282	42.8	321	66.9	26.8	12.3	IPE270
9.94	2.68	278	40.0	312	62.4	31.3	8.35	
9.97	2.69	324	47.3	367	73.9	37.4	12.9	IPE300
10.0	2.74	361	53.9	410	84.4	43.7	17.2	
11.2	3.02	369	53.0	413	82.3	59.5	10.3	IPE330
11.2	3.02	429	62.2	484	97.0	70.6	15.9	
11.4	3.09	507	75.5	575	118	87.6	24.9	IPE360
12.4	3.34	483	69.2	542	107	107	13.4	
12.5	3.35	557	80.5	628	125	126	20.1	IPE400
12.6	3.45	658	98.1	744	153	158	31.1	
13.7	3.54	624	85.7	702	133	172	19.6	IPE450
13.7	3.55	715	98.5	804	154	199	28.2	
13.8	3.64	832	119	943	185	246	42.2	IPE500
15.1	3.84	811	111	907	172	282	26.5	
15.0	3.78	906	122	1,020	191	314	37.3	IPE600
15.0	3.85	1,040	145	1,190	227	380	55.8	



# 01. H SECTION H형강

## Dimensions and Sectional Properties 치수 및 단면성능 (4) IPE



호칭치수 Designation	단위무게 Unit Weight (kg/m)	표준 단면 치수 Standard Sectional Dimension (mm)						단면적 Sectional Area (cm <sup>2</sup> )	단면 2차 모멘트 Moment of Inertia (cm <sup>4</sup> )	
		W	H	B	t <sub>1</sub>	t <sub>2</sub>	r		A	I <sub>x</sub>
IPE400	A	57.4	397.0	180.0	7.0	12.0	21.0	73.10	20,300	1,170
	-	66.3	400.0	180.0	8.6	13.5	21.0	84.46	23,100	1,320
	O	75.7	404.0	182.0	9.7	15.5	21.0	96.39	26,700	1,560
IPE450	A	67.2	447.0	190.0	7.6	13.1	21.0	85.55	29,800	1,500
	-	77.6	450.0	190.0	9.4	14.6	21.0	98.82	33,700	1,680
	O	92.4	456.0	192.0	11.0	17.6	21.0	117.7	40,900	2,090
IPE500	A	79.4	497.0	200.0	8.4	14.5	21.0	101.1	42,900	1,940
	-	90.7	500.0	200.0	10.2	16.0	21.0	115.5	48,200	2,140
	O	107	506.0	202.0	12.0	19.0	21.0	136.7	57,800	2,620
IPE550	A	92.1	547.0	210.0	9.0	15.7	24.0	117.3	60,000	2,430
	-	106	550.0	210.0	11.1	17.2	24.0	134.4	67,100	2,670
	O	123	556.0	212.0	12.7	20.2	24.0	156.1	79,200	3,220
IPE600	A	108	597.0	220.0	9.8	17.5	24.0	137.0	82,900	3,120
	-	122	600.0	220.0	12.0	19.0	24.0	156.0	92,100	3,390
	O	154	610.0	224.0	15.0	24.0	24.0	196.8	118,000	4,520

HYUNDAI STEEL  
PRODUCTS GUIDE

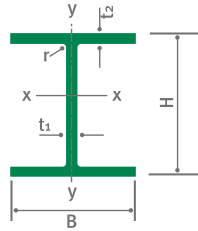
# IPE

Dimension : DIN 1025  
Dimensional Tolerance : EN 10034:1997  
Surface Condition : EN 10163-3 2004 CLASS C Subclass1

단면 2차 반경 Radius of Gyration (cm)		단면계수 Modulus of Section (cm <sup>3</sup> )		소성단면계수 Plastic Modulus (cm <sup>3</sup> )		뒤틀림상수 Warping Constant (cm <sup>6</sup> ,x10 <sup>3</sup> )	비틀림상수 Torsional Constant (cm <sup>4</sup> )	호칭치수 Designation
i <sub>x</sub>	i <sub>y</sub>	S <sub>x</sub>	S <sub>y</sub>	Z <sub>x</sub>	Z <sub>y</sub>	C <sub>w</sub>	J	
16.7	4.00	1,020	130	1,140	202	432	34.8	IPE400
16.5	3.95	1,160	147	1,310	229	490	51.1	
16.6	4.02	1,320	171	1,500	269	588	73.1	
18.7	4.19	1,330	158	1,490	246	705	45.7	IPE450
18.5	4.12	1,500	177	1,700	276	791	66.9	
18.6	4.21	1,790	218	2,050	341	998	109	
20.6	4.38	1,730	194	1,950	302	1,130	62.8	IPE500
20.4	4.30	1,930	214	2,190	336	1,250	89.3	
20.6	4.38	2,280	259	2,610	409	1,550	143	
22.6	4.55	2,190	231	2,470	362	1,710	86.5	IPE550
22.3	4.46	2,440	254	2,790	401	1,880	123	
22.5	4.54	2,850	304	3,260	481	2,300	188	
24.6	4.77	2,780	284	3,140	442	2,610	119	IPE600
24.3	4.66	3,070	308	3,510	486	2,850	165	
24.5	4.79	3,870	404	4,470	640	3,860	318	

# 01. H SECTION H형강

## Dimensions and Sectional Properties 치수 및 단면성능 (5) HD



호칭치수 Designation	단위무게 Unit Weight (kg/m)	표준 단면 치수 Standard Sectional Dimension (mm)					단면적 Sectional Area (cm <sup>2</sup> )	단면 2차 모멘트 Moment of Inertia (cm <sup>4</sup> )	
		W	H	B	t <sub>1</sub>	t <sub>2</sub>		r	A
HD260	68.2	250.0	260.0	7.5	12.5	24.0	86.82	10,500	3,670
	92.9	260.0	260.0	10.0	17.5	24.0	118.4	14,900	5,130
	114	268.0	262.0	12.5	21.5	24.0	145.7	18,900	6,460
	142	278.0	265.0	15.5	26.5	24.0	180.3	24,300	8,240
	172	290.0	268.0	18.0	32.5	24.0	219.6	31,300	10,400
HD320	97.7	310.0	300.0	9.0	15.5	27.0	124.4	22,900	6,990
	127	320.0	300.0	11.5	20.5	27.0	161.3	30,800	9,240
	158	330.0	303.0	14.5	25.5	27.0	201.2	39,600	11,800
	198	343.0	306.0	18.0	32.0	27.0	252.3	51,900	15,300
	245	359.0	309.0	21.0	40.0	27.0	312.0	68,100	19,700
HD360	300	375.0	313.0	27.0	48.0	27.0	382.1	86,900	24,600
	134	356.0	369.0	11.2	18.0	15.0	170.6	41,500	15,100
	148	360.0	370.0	12.3	19.8	15.0	187.9	46,300	16,700
	162	364.0	371.0	13.3	21.8	15.0	206.3	51,500	18,600
	179	368.0	373.0	15.0	23.9	15.0	228.3	57,400	20,700
	196	372.0	374.0	16.4	26.2	15.0	250.3	63,600	22,900

HYUNDAI STEEL  
PRODUCTS GUIDE

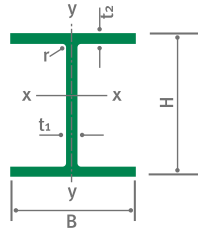
# HD

Dimensional Tolerance : EN 10034:1997  
Surface Condition : EN 10163-3 2004 CLASS C Subclass1

단면 2차 반경 Radius of Gyration (cm)		단면계수 Modulus of Section (cm <sup>3</sup> )		소성단면계수 Plastic Modulus (cm <sup>3</sup> )		뒤틀림상수 Warping Constant (cm <sup>6</sup> ,x10 <sup>3</sup> )	비틀림상수 Torsional Constant (cm <sup>4</sup> )	호칭치수 Designation
i <sub>x</sub>	i <sub>y</sub>	S <sub>x</sub>	S <sub>y</sub>	Z <sub>x</sub>	Z <sub>y</sub>	C <sub>w</sub>	J	
11.0	6.50	840	282	920	430	516	52.4	HD260
11.2	6.58	1,150	395	1,280	602	754	124	
11.4	6.66	1,410	493	1,600	753	979	222	
11.6	6.76	1,750	622	2,020	951	1,300	407	
11.9	6.88	2,160	776	2,520	1,190	1,730	719	
13.6	7.50	1,480	466	1,630	710	1,510	108	HD320
13.8	7.57	1,930	616	2,150	939	2,070	225	
14.0	7.66	2,400	779	2,720	1,190	2,740	420	
14.3	7.79	3,030	1,000	3,480	1,530	3,700	805	
14.8	7.95	3,790	1,280	4,440	1,950	5,000	1,500	
15.1	8.02	4,630	1,570	5,520	2,410	6,560	2,650	HD360
15.6	9.41	2,330	818	2,560	1,240	4,310	169	
15.7	9.43	2,570	903	2,840	1,370	4,840	224	
15.8	9.50	2,830	1,000	3,140	1,520	5,430	296	
15.9	9.52	3,120	1,110	3,480	1,680	6,120	394	
15.9	9.57	3,420	1,220	3,840	1,860	6,830	517	

# 01. H SECTION H형강

## Dimensions and Sectional Properties 치수 및 단면성능 (6) HP



호칭치수 Designation	단위무게 Unit Weight (kg/m)	표준 단면 치수 Standard Sectional Dimension (mm)					단면적 Sectional Area (cm <sup>2</sup> )	단면 2차 모멘트 Moment of Inertia (cm <sup>4</sup> )	
		W	H	B	t <sub>1</sub>	t <sub>2</sub>		r	A
HP200	53.5	204	207	11.3	11.3	10	68.14	4,980	1,670
HP220	57.2	210	224.5	11	11	18	72.85	5,730	2,080
HP260	75.0	249	265	12	12	24	95.54	10,600	3,730
	87.3	253	267	14	14	24	111.2	12,600	4,460
HP305	78.4	299.3	306.4	11	11	15.2	99.89	16,300	5,280
	88.0	301.7	307.8	12.4	12.3	15.2	112.1	18,400	5,980
	95.0	303.7	308.7	13.3	13.3	15.2	121.0	20,000	6,530
	110	307.9	310.7	15.3	15.4	15.2	140.1	23,600	7,710
	126	312.3	312.9	17.5	17.6	15.2	160.6	27,400	9,000
HP320	149	318.5	316	20.6	20.7	15.2	189.9	33,100	10,900
	180	326.7	319.7	24.8	24.8	15.2	229.3	41,000	13,500
	186	328.3	320.9	25.5	25.6	15.2	236.9	42,600	14,100
	223	337.9	325.7	30.3	30.4	15.2	284.0	52,700	17,600
	88.5	303	304	12	12	27	112.7	18,700	5,630
HP360	103	307	306	14	14	27	131.0	22,100	6,700
	117	311	308	16	16	27	149.5	25,500	7,810
	147	319	312	20	20	27	186.9	32,700	10,200
	184	329	317	25	25	27	234.5	42,300	13,300
HP360	84.3	340	367	10	10	15.2	107.4	23,200	8,240
	109	346.4	371	12.8	12.9	15.2	138.7	30,600	11,000
	133	352	373.8	15.6	15.7	15.2	169.4	38,000	13,700
	152	356.4	376	17.8	17.9	15.2	193.7	44,000	15,900
	174	361.4	378.5	20.3	20.4	15.2	221.5	51,000	18,500
180	362.9	378.8	21.1	21.1	15.2	229.5	53,000	19,100	

HYUNDAI STEEL  
PRODUCTS GUIDE

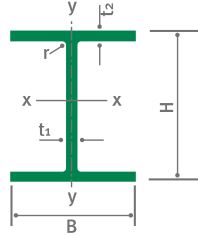
# HP

Dimensional Tolerance : EN 10034:1997  
Surface Condition : EN 10163-3 2004 CLASS C Subclass1

단면 2차 반경 Radius of Gyration (cm)		단면계수 Modulus of Section (cm <sup>3</sup> )		소성단면계수 Plastic Modulus (cm <sup>3</sup> )		뒤틀림상수 Warping Constant (cm <sup>6</sup> , x10 <sup>3</sup> )	비틀림상수 Torsional Constant (cm <sup>4</sup> )	호칭치수 Designation
ix	iy	Sx	Sy	Zx	Zy			
8.55	4.95	488	161	551	249	155	34.2	HP200
8.87	5.34	546	185	614	286	205	44.2	HP220
10.5	6.25	851	282	959	435	523	79.3	HP260
10.6	6.33	996	334	1,120	516	634	116	
12.8	7.27	1,090	345	1,210	527	1,100	50.6	HP305
12.8	7.30	1,220	389	1,360	595	1,250	70.1	
12.9	7.35	1,320	423	1,470	648	1,370	86.7	
13.0	7.42	1,530	496	1,720	762	1,650	131	
13.1	7.49	1,750	575	1,990	885	1,950	194	
13.2	7.58	2,080	690	2,370	1,070	2,410	314	HP320
13.4	7.67	2,510	845	2,900	1,310	3,080	542	
13.4	7.71	2,600	879	3,000	1,370	3,230	594	
13.6	7.87	3,120	1,080	3,650	1,680	4,140	998	
12.9	7.07	1,230	370	1,380	572	1,190	99.0	
13.0	7.15	1,440	438	1,610	677	1,430	142	HP360
13.1	7.23	1,640	507	1,850	786	1,700	198	
13.2	7.39	2,050	654	2,340	1,010	2,260	357	
13.4	7.53	2,570	839	2,980	1,310	3,070	662	
14.7	8.76	1,360	449	1,500	683	2,240	44.4	HP360
14.9	8.91	1,770	593	1,960	903	3,050	90.7	
15.0	8.99	2,160	733	2,410	1,120	3,860	161	
15.1	9.06	2,470	846	2,770	1,290	4,540	236	
15.2	9.14	2,820	978	3,190	1,500	5,360	348	
15.2	9.12	2,920	1,010	3,310	1,550	5,580	387	

# 01. H SECTION H형강

## Dimensions and Sectional Properties 치수 및 단면성능 (7) British Standard (BS) - Universal Beam



호칭치수 Designation	단위무게 Unit Weight (kg/m)		표준 단면 치수 Standard Sectional Dimension (mm)					단면적 Sectional Area (cm <sup>2</sup> )	단면 2차 모멘트 Moment of Inertia (cm <sup>4</sup> )	
	W	H	B	t <sub>1</sub>	t <sub>2</sub>	r	A		I <sub>x</sub>	I <sub>y</sub>
203 x 102	23	23.1	203.2	101.8	5.4	9.3	7.6	29.4	2,100	164
203 x 133	25	25.1	203.2	133.2	5.7	7.8	7.6	31.97	2,340	308
	30	30.0	206.8	133.9	6.4	9.6	7.6	38.21	2,900	385
254 x 102	22	22.0	254.0	101.6	5.7	6.8	7.6	28.02	2,840	119
	25	25.2	257.2	101.9	6.0	8.4	7.6	32.04	3,410	149
254 x 146	28	28.3	260.4	102.2	6.3	10.0	7.6	36.08	4,000	179
	31	31.2	251.4	146.1	6.0	8.6	7.6	39.68	4,410	448
305 x 102	37	37.0	256.0	146.4	6.3	10.9	7.6	47.17	5,540	571
	43	43.0	259.6	147.3	7.2	12.7	7.6	54.77	6,540	677
305 x 165	25	24.8	305.1	101.6	5.8	7.0	7.6	31.60	4,460	123
	28	28.2	308.7	101.8	6.0	8.8	7.6	35.88	5,370	155
	33	32.8	312.7	102.4	6.6	10.8	7.6	41.83	6,500	194
356 x 127	40	40.3	303.4	165.0	6.0	10.2	8.9	51.32	8,500	764
	46	46.1	306.6	165.7	6.7	11.8	8.9	58.75	9,900	896
	54	54.0	310.4	166.9	7.9	13.7	8.9	68.77	11,700	1,060
356 x 171	33	33.1	349.0	125.4	6.0	8.5	10.2	42.13	8,250	280
	39	39.1	353.4	126.0	6.6	10.7	10.2	49.77	10,200	358
	45	45.0	351.4	171.1	7.0	9.7	10.2	57.33	12,100	811
	51	51.0	355.0	171.5	7.4	11.5	10.2	64.91	14,100	968
406 x 140	57	57.0	358.0	172.2	8.1	13.0	10.2	72.56	16,000	1,110
	67	67.1	363.4	173.2	9.1	15.7	10.2	85.49	19,500	1,360
	39	39.0	398.0	141.8	6.4	8.6	10.2	49.65	12,500	410
	46	46.0	403.2	142.2	6.8	11.2	10.2	58.64	15,700	538
406 x 178	54	54.1	402.6	177.7	7.7	10.9	10.2	68.95	18,700	1,020
	60	60.1	406.4	177.9	7.9	12.8	10.2	76.52	21,600	1,200
	67	67.2	409.4	178.8	8.8	14.3	10.2	85.54	24,300	1,360
	74	74.2	412.8	179.5	9.5	16.0	10.2	94.51	27,300	1,550
457 x 152	52	52.3	449.8	152.4	7.6	10.9	10.2	66.64	21,400	645
	60	59.8	454.6	152.9	8.1	13.3	10.2	76.23	25,500	795
	67	67.2	458.0	153.8	9.0	15.0	10.2	85.55	28,900	913
	74	74.2	462.0	154.4	9.6	17.0	10.2	94.48	32,700	1,050
	82	82.0	465.8	155.3	10.5	18.9	10.2	104.5	36,600	1,180

HYUNDAI STEEL  
PRODUCTS GUIDE

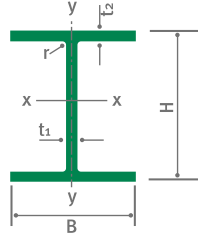
# UB

Dimension : BS 4:2005  
Dimensional Tolerance : EN 10034:1993  
Surface Condition : EN 10163-3 2004 CLASS C Subclass1

단면 2차 반경 Radius of Gyration (cm)		단면계수 Modulus of Section (cm <sup>3</sup> )		소성단면계수 Plastic Modulus (cm <sup>3</sup> )		뒤틀림상수 Warping Constant (cm <sup>6</sup> ,x10 <sup>3</sup> )	비틀림상수 Torsional Constant (cm <sup>4</sup> )	호칭치수 Designation
ix	iy	Sx	Sy	Zx	Zy	Cw	J	
8.45	2.36	207	32.2	234	49.8	15.4	7.02	203 x 102
8.56	3.10	230	46.2	258	70.9	29.3	6.10	
8.71	3.17	281	57.5	314	88.2	37.3	10.4	203 x 133
10.1	2.06	224	23.5	259	37.3	18.2	4.35	
10.3	2.15	265	29.2	306	46.0	22.9	6.56	254 x 102
10.5	2.22	307	34.9	353	54.8	27.9	9.66	
10.5	3.36	351	61.3	393	94.1	65.9	8.68	254 x 146
10.8	3.48	433	78.0	483	119	85.6	15.4	
10.9	3.52	504	92.0	566	141	103	24.0	
11.9	1.97	292	24.2	342	38.8	27.2	4.98	305 x 102
12.2	2.08	348	30.5	403	48.5	34.8	7.51	
12.5	2.15	416	37.9	481	60.0	44.0	12.3	
12.9	3.86	560	92.7	623	142	164	14.7	
13.0	3.90	646	108	720	166	194	22.2	305 x 165
13.0	3.93	754	127	846	196	234	34.9	
14.0	2.58	473	44.7	543	70.3	81.0	8.97	
14.3	2.68	577	56.8	659	89.1	105	15.2	356 x 127
14.5	3.76	689	94.8	775	147	236	16.2	
14.7	3.86	794	113	896	174	285	24.0	
14.8	3.91	894	129	1,010	199	329	33.6	
15.1	3.99	1,070	157	1,210	243	411	55.9	356 x 171
15.9	2.87	628	57.8	724	90.8	155	11.0	
16.4	3.03	779	75.7	888	118	206	19.1	
16.5	3.85	929	115	1,050	178	391	23.5	
16.8	3.96	1,060	135	1,200	209	465	33.5	
16.9	3.99	1,190	152	1,350	237	532	46.4	406 x 178
17.0	4.05	1,320	173	1,500	267	607	63.1	
17.9	3.11	952	84.6	1,100	133	310	21.7	
18.3	3.23	1,120	104	1,290	163	386	34.0	
18.4	3.27	1,260	119	1,450	187	446	48.0	457 x 152
18.6	3.33	1,420	136	1,630	213	516	66.2	
18.7	3.36	1,570	152	1,810	240	589	89.7	

# 01. H SECTION H형강

## Dimensions and Sectional Properties 치수 및 단면성능 (7) British Standard (BS) - Universal Beam



호칭치수 Designation	단위무게 Unit Weight (kg/m)	표준 단면 치수 Standard Sectional Dimension (mm)						단면적 Sectional Area (cm <sup>2</sup> )	단면 2차 모멘트 Moment of Inertia (cm <sup>4</sup> )	
		W	H	B	t <sub>1</sub>	t <sub>2</sub>	r		A	I <sub>x</sub>
457 x 191	67	67.1	453.4	189.9	8.5	12.7	10.2	85.51	29,400	1,450
	74	74.3	457.0	190.4	9.0	14.5	10.2	94.63	33,300	1,670
	82	82.0	460.0	191.3	9.9	16.0	10.2	104.5	37,100	1,870
	89	89.3	463.4	191.9	10.5	17.7	10.2	113.8	41,000	2,090
	98	98.4	467.2	192.8	11.4	19.6	10.2	125.3	45,700	2,350
533 x 210	82	82.2	528.3	208.8	9.6	13.2	12.7	104.7	47,500	2,010
	92	92.2	533.1	209.3	10.1	15.6	12.7	117.4	55,200	2,390
	101	101	536.7	210.0	10.8	17.4	12.7	128.7	61,500	2,690
	109	109	539.5	210.8	11.6	18.8	12.7	138.9	66,800	2,940
610 x 229	122	122	544.5	211.9	12.7	21.3	12.7	155.4	76,000	3,390
	101	101	602.6	227.6	10.5	14.8	12.7	128.9	75,800	2,910
	113	113	607.6	228.2	11.1	17.3	12.7	143.9	87,300	3,430
610 x 305	125	125	612.2	229.0	11.9	19.6	12.7	159.3	98,600	3,930
	140	140	617.2	230.2	13.1	22.1	12.7	178.2	112,000	4,510
	149	149	612.4	304.8	11.8	19.7	16.5	190	126,000	9,310
686 x 254	179	179	620.2	307.1	14.1	23.6	16.5	228.1	153,000	11,400
	238	238	635.8	311.4	18.4	31.4	16.5	303.3	209,000	15,800
	125	125	677.9	253.0	11.7	16.2	15.2	159.5	118,000	4,380
762 x 267	140	140	683.5	253.7	12.4	19.0	15.2	178.4	136,000	5,180
	152	152	687.5	254.5	13.2	21.0	15.2	194.1	150,000	5,780
	170	170	692.9	255.8	14.5	23.7	15.2	216.8	170,000	6,630
838 x 292	134	134	750.0	264.4	12.0	15.5	16.5	170.6	151,000	4,790
	147	147	754.0	265.2	12.8	17.5	16.5	187.2	169,000	5,460
	173	173	762.2	266.7	14.3	21.6	16.5	220.4	205,000	6,850
914 x 305	197	197	769.8	268.0	15.6	25.4	16.5	250.6	240,000	8,170
	176	176	834.9	291.7	14.0	18.8	17.8	224	246,000	7,800
	194	194	840.7	292.4	14.7	21.7	17.8	246.8	279,000	9,070
914 x 305	226	226	850.9	293.8	16.1	26.8	17.8	288.6	340,000	11,400
	201	201	903.0	303.3	15.1	20.2	19.1	255.9	325,000	9,420
	224	224	910.4	304.1	15.9	23.9	19.1	285.6	376,000	11,200
	253	253	918.4	305.5	17.3	27.9	19.1	322.8	436,000	13,300
289	289	926.6	307.7	19.5	32.0	19.1	368.3	504,000	15,600	

HYUNDAI STEEL  
PRODUCTS GUIDE

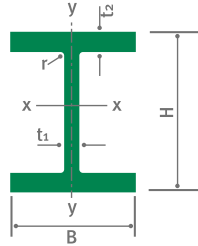
# UB

Dimension : BS 4:2005  
Dimensional Tolerance : EN 10034:1993  
Surface Condition : EN 10163-3 2004 CLASS C Subclass 1

단면 2차 반경 Radius of Gyration (cm)		단면계수 Modulus of Section (cm <sup>3</sup> )		소성단면계수 Plastic Modulus (cm <sup>3</sup> )		뒤틀림상수 Warping Constant (cm <sup>6</sup> , x10 <sup>3</sup> )	비틀림상수 Torsional Constant (cm <sup>4</sup> )	호칭치수 Designation
i <sub>x</sub>	i <sub>y</sub>	S <sub>x</sub>	S <sub>y</sub>	Z <sub>x</sub>	Z <sub>y</sub>	C <sub>w</sub>	J	
18.5	4.12	1,300	153	1,470	237	704	37.5	457 x 191
18.8	4.20	1,460	175	1,650	272	817	52.1	
18.8	4.23	1,610	196	1,830	304	920	69.7	
19.0	4.29	1,770	218	2,010	338	1,040	91.3	
19.1	4.33	1,960	244	2,230	379	1,170	122	
533 x 210	21.3	4.38	1,800	193	2,060	300	1,330	52.5
	21.7	4.51	2,070	228	2,360	356	1,600	76.3
	21.9	4.57	2,290	256	2,610	399	1,810	102
	21.9	4.60	2,480	279	2,830	436	1,990	127
610 x 229	22.1	4.67	2,790	320	3,200	500	2,310	180
	24.2	4.75	2,520	256	2,880	400	2,510	78.2
	24.6	4.88	2,870	301	3,280	469	2,980	112
	24.9	4.97	3,220	343	3,680	535	3,440	155
	25.1	5.03	3,630	392	4,140	611	3,980	218
610 x 305	25.8	7.00	4,110	611	4,590	937	8,170	200
	25.9	7.07	4,930	742	5,550	1,140	10,100	342
	26.3	7.22	6,570	1,010	7,490	1,570	14,400	791
686 x 254	27.2	5.24	3,480	346	3,990	542	4,790	118
	27.6	5.39	3,980	408	4,560	638	5,710	170
	27.8	5.46	4,360	454	5,000	710	6,410	221
	28.0	5.53	4,910	518	5,630	811	7,400	310
	29.8	5.30	4,030	362	4,640	570	6,440	122
762 x 267	30.0	5.40	4,480	412	5,160	647	7,380	162
	30.5	5.57	5,380	514	6,200	808	9,360	270
	30.9	5.71	6,240	610	7,170	959	11,300	407
838 x 292	33.1	5.90	5,890	535	6,810	842	12,900	226
	33.6	6.06	6,640	620	7,640	974	15,200	310
	34.3	6.28	7,990	776	9,150	1,210	19,200	517
	35.6	6.07	7,200	621	8,350	982	18,300	298
914 x 305	36.3	6.26	8,260	737	9,530	1,160	22,000	427
	36.8	6.42	9,490	871	10,900	1,370	26,300	631
	37.0	6.51	10,900	1,010	12,600	1,600	31,100	934

# 01. H SECTION H형강

## Dimensions and Sectional Properties 치수 및 단면성능 (8) British Standard (BS) - Universal Column



호칭치수 Designation	단위무게 Unit Weight (kg/m)		표준 단면 치수 Standard Sectional Dimension (mm)					단면적 Sectional Area (cm <sup>2</sup> )	단면 2차 모멘트 Moment of Inertia (cm <sup>4</sup> )	
	W	H	B	t <sub>1</sub>	t <sub>2</sub>	r	A		I <sub>x</sub>	I <sub>y</sub>
152x152	23	23.0	152.4	152.2	5.8	6.8	7.6	29.25	1,250	400
	30	30.0	157.6	152.9	6.5	9.4	7.6	38.26	1,750	561
	37	37.0	161.8	154.4	8.0	11.5	7.6	47.11	2,210	706
203x203	46	46.1	203.2	203.6	7.2	11.0	10.2	58.73	4,570	1,550
	52	52.0	206.2	204.3	7.9	12.5	10.2	66.28	5,260	1,780
	60	60.0	209.6	205.8	9.4	14.2	10.2	76.37	6,120	2,060
	71	71.0	215.8	206.4	10.0	17.3	10.2	90.43	7,620	2,540
	86	86.0	222.2	209.1	12.7	20.5	10.2	109.6	9,450	3,130
254x254	73	73.1	254.1	254.6	8.6	14.2	12.7	93.10	11,400	3,910
	89	88.9	260.3	256.3	10.3	17.3	12.7	113.3	14,300	4,860
	107	107	266.7	258.8	12.8	20.5	12.7	136.4	17,500	5,930
	132	132	276.3	261.3	15.3	25.3	12.7	168.1	22,500	7,530
	167	167	289.1	265.2	19.2	31.7	12.7	212.9	30,000	9,870
305x305	97	96.9	307.9	305.3	9.9	15.4	15.2	123.4	22,200	7,310
	118	118	314.5	307.4	12.0	18.7	15.2	150.2	27,700	9,060
	137	137	320.5	309.2	13.8	21.7	15.2	174.4	32,800	10,700
	158	158	327.1	311.2	15.8	25.0	15.2	201.4	38,700	12,600
	198	198	339.9	314.5	19.1	31.4	15.2	252.4	50,900	16,300
	240	240	352.5	318.4	23.0	37.7	15.2	305.8	64,200	20,300
356x368	283	283	365.3	322.2	26.8	44.1	15.2	360.4	78,900	24,600
	129	129	355.6	368.6	10.4	17.5	15.2	164.3	40,200	14,600
	153	153	362.0	370.5	12.3	20.7	15.2	194.8	48,600	17,600
	177	177	368.2	372.6	14.4	23.8	15.2	225.5	57,100	20,500
356x406	202	202	374.6	374.7	16.5	27.0	15.2	257.2	66,300	23,700
	235	235	381.0	394.8	18.4	30.2	15.2	299.4	79,100	31,000
	287	287	393.6	399.0	22.6	36.5	15.2	365.7	99,900	38,700
	334	340	406.4	403.0	26.6	42.9	15.2	433.0	122,500	46,900
	393	393	419.0	407.0	30.6	49.2	15.2	500.6	146,600	55,400
	467	467	436.6	412.2	35.8	58.0	15.2	594.9	183,000	67,800
	551	551	455.6	418.5	42.1	67.5	15.2	701.9	227,000	82,700
634	634	474.6	424.0	47.6	77.0	15.2	807.5	275,000	98,100	

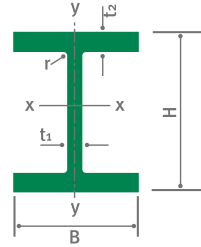
HYUNDAI STEEL  
PRODUCTS GUIDE



Dimension : BS 4:2005  
Dimensional Tolerance : EN 10034:1993  
Surface Condition : EN 10163-3 2004 CLASS C Subclass 1

단면 2차 반경 Radius of Gyration (cm)		단면계수 Modulus of Section (cm <sup>3</sup> )		소성단면계수 Plastic Modulus (cm <sup>3</sup> )		뒤틀림상수 Warping Constant (cm <sup>6</sup> , x10 <sup>3</sup> )	비틀림상수 Torsional Constant (cm <sup>4</sup> )	호칭치수 Designation
i <sub>x</sub>	i <sub>y</sub>	S <sub>x</sub>	S <sub>y</sub>	Z <sub>x</sub>	Z <sub>y</sub>	C <sub>w</sub>	J	
6.54	3.70	164	52.5	182	80.2	21.2	4.86	152x152
6.76	3.83	222	73.3	248	112	30.8	10.7	
6.85	3.87	273	91.5	309	140	39.8	19.5	
8.82	5.14	450	152	497	231	143	22.3	203x203
8.91	5.18	510	174	567	264	167	32.0	
8.95	5.19	584	200	656	305	197	47.8	
9.18	5.30	706	246	799	374	250	80.6	
9.29	5.34	851	299	977	456	318	138	
11.1	6.48	897	307	992	465	562	57.7	254x254
11.2	6.55	1,100	379	1,220	575	717	103	
11.3	6.59	1,310	458	1,480	697	897	174	
11.6	6.69	1,630	576	1,870	878	1,180	321	
11.9	6.81	2,080	744	2,420	1,140	1,630	634	
13.4	7.70	1,440	479	1,590	726	1,560	91.8	305x305
13.6	7.77	1,760	590	1,960	895	1,980	162	
13.7	7.83	2,050	692	2,300	1,050	2,390	251	
13.9	7.91	2,370	810	2,680	1,230	2,870	382	
14.2	8.04	2,990	1,040	3,440	1,580	3,870	741	
14.5	8.15	3,640	1,280	4,250	1,950	5,020	1,290	
14.8	8.26	4,320	1,530	5,110	2,340	6,340	2,060	356x368
15.6	9.43	2,260	792	2,480	1,200	4,170	153	
15.8	9.51	2,690	950	2,960	1,430	5,110	251	
15.9	9.53	3,100	1,100	3,460	1,670	6,080	383	
16.1	9.60	3,540	1,270	3,970	1,920	7,150	561	
16.3	10.2	4,150	1,570	4,690	2,380	9,530	818	356x406
16.5	10.3	5,080	1,940	5,810	2,950	12,320	1,460	
16.8	10.4	6,030	2,330	7,000	3,540	15,460	2,370	
17.1	10.5	7,000	2,720	8,220	4,150	18,900	3,590	
17.5	10.7	8,380	3,290	10,000	5,030	24,300	5,900	
18.0	10.9	9,960	3,950	12,100	6,060	31,100	9,400	
18.5	11.0	11,600	4,630	14,200	7,110	38,700	14,000	

# 01. H SECTION H형강



Dimensions and Sectional Properties 치수 및 단면성능  
(9) British Standard (BS)-Universal Bearing Pile

호칭치수 Designation	단위무게 Unit Weight (kg/m)	표준 단면 치수 Standard Sectional Dimension (mm)						단면적 Sectional Area (cm <sup>2</sup> )	단면 2차 모멘트 Moment of Inertia (cm <sup>4</sup> )	
		W	H	B	t <sub>1</sub>	t <sub>2</sub>	r		A	I <sub>x</sub>
203x203	54	54.0	204.0	207.7	11.3	11.4	10.2	68.72	5,030	1,710
	63	63.0	247.1	256.6	10.6	10.7	12.7	80.22	8,860	3,020
254x254	71	71.0	249.7	258.0	12.0	12.0	12.7	90.39	10,100	3,440
	85	85.1	254.3	260.4	14.4	14.3	12.7	108.4	12,300	4,220
305x305	79	79.1	299.2	306.0	11.1	11.1	15.2	100.7	16,400	5,310
	88	87.6	301.7	307.2	12.3	12.3	15.2	111.6	18,400	5,950
	95	95.5	303.8	308.3	13.4	13.4	15.2	121.7	20,200	6,550
	110	110	307.9	310.3	15.4	15.4	15.2	140.2	23,600	7,680
	126	127	312.4	312.5	17.7	17.7	15.2	161.6	27,500	9,020
	149	149	318.5	315.6	20.7	20.7	15.2	190.0	33,000	10,900
356x368	186	186	328.3	320.9	25.5	25.6	15.2	236.9	42,600	14,100
	223	223	337.9	325.7	30.3	30.4	15.2	284.0	52,700	17,600
	109	109	346.4	371.0	12.8	12.9	15.2	138.7	30,600	11,000
	133	133	352.0	373.8	15.6	15.7	15.2	169.4	38,000	13,700
356x368	152	152	356.4	376.0	17.8	17.9	15.2	193.7	44,000	15,900
	174	174	361.4	378.5	20.3	20.4	15.2	221.5	51,000	18,500

HYUNDAI STEEL  
PRODUCTS GUIDE

# UBP

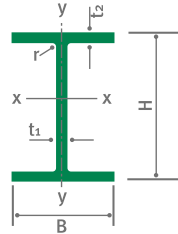
Dimension : BS 4:2005  
Dimensional Tolerance : EN 10034:1993  
Surface Condition : EN 10163-3 2004 CLASS C Subclass1

단면 2차 반경 Radius of Gyration (cm)		단면계수 Modulus of Section (cm <sup>3</sup> )		소성단면계수 Plastic Modulus (cm <sup>3</sup> )		뒤틀림상수 Warping Constant (cm <sup>6</sup> ,x10 <sup>3</sup> )	비틀림상수 Torsional Constant (cm <sup>4</sup> )	호칭치수 Designation
i <sub>x</sub>	i <sub>y</sub>	S <sub>x</sub>	S <sub>y</sub>	Z <sub>x</sub>	Z <sub>y</sub>	C <sub>w</sub>	J	
8.56	4.99	493	165	557	252	158	35.0	203x203
10.5	6.14	717	235	799	360	421	37.2	
10.6	6.17	809	267	904	409	485	52.3	254x254
10.7	6.24	967	324	1,090	498	606	87.8	
12.8	7.26	1,100	347	1,220	530	1,100	51.9	305x305
12.8	7.30	1,220	387	1,360	593	1,240	69.3	
12.9	7.34	1,330	425	1,480	651	1,380	88.5	
13.0	7.40	1,530	495	1,720	760	1,640	132	
13.0	7.47	1,760	577	2,000	888	1,950	199	
13.2	7.57	2,070	691	2,370	1,060	2,400	316	
13.4	7.71	2,600	879	3,000	1,370	3,230	594	356x368
13.6	7.87	3,120	1,080	3,650	1,680	4,140	998	
14.9	8.91	1,770	593	1,960	903	3,050	90.7	
15.0	8.99	2,160	733	2,410	1,120	3,860	161	
15.1	9.06	2,470	846	2,770	1,290	4,540	236	
15.2	9.14	2,820	978	3,190	1,500	5,360	348	

# 01. H SECTION H형강

## Dimensions and Sectional Properties 치수 및 단면성능

(10) Australian/New Zealand Universal Beam & Columns (AS/NZS) - UB



호칭치수 Designation	단위무게 Unit Weight (kg/m)	표준 단면 치수 Standard Sectional Dimension (mm)						단면적 Sectional Area (cm <sup>2</sup> )	단면 2차 모멘트 Moment of Inertia (cm <sup>4</sup> )	
		W	H	B	t <sub>1</sub>	t <sub>2</sub>	r		A	I <sub>x</sub>
150UB	14	14.0	150	75	5	7	8	17.85	666	50
	18	18.0	155.0	75.0	6.0	9.5	8	22.96	905	67
200UB	18	18.2	198.0	99.0	4.5	7.0	11	23.18	1,580	114
	23	22.5	201.6	133.0	5.0	7.0	8.9	28.68	2,100	275
	25	25.4	203.2	133.0	5.8	7.8	8.9	32.31	2,360	306
250UB	30	30.0	207.0	134.0	6.3	9.6	8.9	38.24	2,910	386
	26	25.7	248.0	124.0	5.0	8.0	12	32.68	3,540	255
	31	31.5	251.5	146.0	6.1	8.6	8.9	40.08	4,450	447
310UB	37	37.3	256.2	146.0	6.4	10.9	8.9	47.51	5,570	566
	32	32.0	298.0	149	5.5	8	13	40.8	6,320	442
	41	40.9	304.0	165	6.1	10.2	11.4	52.08	8,640	765
360UB	47	46.5	307.2	166	6.7	11.8	11.4	59.29	10,000	901
	45	44.9	352.0	171.0	6.9	9.7	11.4	57.24	12,100	810
	51	50.8	355.6	171.0	7.3	11.5	11.4	64.73	14,200	960
410UB	57	56.9	358.6	172.0	8.0	13.0	11.4	72.44	16,100	1,100
	54	54.1	402.6	178.0	7.6	10.9	11.4	68.86	18,800	1,030
	60	60.0	406.4	178.0	7.8	12.8	11.4	76.39	21,600	1,210
460UB	67	67.4	453.8	190.0	8.5	12.7	11.4	85.79	29,600	1,450
	75	74.7	457.4	190.0	9.1	14.5	11.4	95.2	33,500	1,660
	82	82.1	460.4	191.0	9.9	16.0	11.4	104.6	37,200	1,860
530UB	82	82.4	528.2	209.0	9.6	13.2	14	105	47,700	2,010
	93	92.7	533.0	209.0	10.2	15.6	14	118.1	55,400	2,380
610UB	102	102	602	228	10.6	14.8	14	129.8	76,100	2,930
	114	114	607	228	11.2	17.3	14	144.7	87,500	3,430
	125	125	611.6	229	11.9	19.6	14	159.6	98,600	3,930
690UB	125	125	677.9	253	11.7	16.2	15.2	159.5	118,000	4,380
	140	140	683.5	253.7	12.4	19	15.2	178.4	136,000	5,180
760UB	147	147	754	265.2	12.8	17.5	16.5	187.2	169,000	5,460
	173	173	762.2	266.7	14.3	21.6	16.5	220.4	205,000	6,850
	197	197	769.8	268	15.6	25.4	16.5	250.6	240,000	8,170
	220	220	775.5	269.8	17.4	28.3	16.5	280.1	270,000	9,300
	244	244	781.3	271.6	19.3	31.3	16.5	311.1	302,000	10,500

HYUNDAI STEEL  
PRODUCTS GUIDE

# AS/NZS

Dimension : AS/NZS 3679.1:2010  
Dimensional Tolerance : AS/NZS 3679.1:2010  
Surface Condition : AS/NZS 3679.1:2010

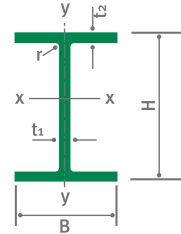
단면 2차 반경 Radius of Gyration (cm)		단면계수 Modulus of Section (cm <sup>3</sup> )		소성단면계수 Plastic Modulus (cm <sup>3</sup> )		뒤틀림상수 Warping Constant (cm <sup>6</sup> , x10 <sup>3</sup> )	비틀림상수 Torsional Constant (cm <sup>4</sup> )	호칭치수 Designation
ix	iy	Sx	Sy	Zx	Zy	Cw	J	
6.11	1.67	88.8	13.2	102	20.8	2.52	2.90	150UB
6.28	1.71	117	17.9	135	28.2	3.54	6.12	
8.26	2.21	160	22.9	180	35.7	10	3.85	200UB
8.56	3.10	208	41.3	231	63.4	26	4.59	
8.55	3.08	232	46.1	260	70.9	29	6.46	
8.72	3.18	281	57.6	316	88.4	38	10.7	250UB
10.4	2.79	286	41.1	319	63.6	37	6.69	
10.5	3.34	354	61.2	397	94.2	66	9.09	
10.8	3.45	435	77.5	486	119	85	15.8	310UB
12.4	3.29	424	59.3	475	91.8	93	8.79	
12.9	3.83	568	92.7	633	142	165	15.7	
13.0	3.90	651	109	729	166	196	23.2	360UB
14.5	3.76	688	94.7	777	146	237	16.4	
14.8	3.85	799	112	897	173	284	24.3	
14.9	3.90	898	128	1,010	198	329	33.9	410UB
16.5	3.87	934	116	1,060	179	393	23.8	
16.8	3.98	1,060	136	1,200	209	466	33.8	
18.6	4.11	1,300	153	1,480	238	706	38.3	460UB
18.8	4.18	1,460	175	1,660	271	813	53.3	
18.9	4.22	1,620	195	1,840	303	917	70.6	
21.3	4.38	1,810	192	2,070	301	1,330	53.8	530UB
21.7	4.49	2,080	228	2,370	355	1,590	78.3	
24.2	4.75	2,530	257	2,900	402	2,520	80.5	
24.6	4.87	2,880	301	3,290	469	2,970	115	610UB
24.9	4.96	3,220	343	3,680	536	3,440	157	
27.2	5.24	3,480	346	3,990	542	4,790	118	
27.6	5.39	3,980	408	4,560	638	5,710	170	690UB
30.0	5.40	4,480	412	5,160	647	7,380	162	
30.5	5.57	5,380	514	6,200	808	9,360	270	
30.9	5.71	6,240	610	7,170	959	11,300	407	760UB
31.0	5.76	6,960	689	8,040	1,090	12,900	563	
31.2	5.81	7,730	773	8,950	1,220	14,700	763	



# 01. H SECTION H형강

## Dimensions and Sectional Properties 치수 및 단면성능

(10) Australian/New Zealand Universal Beam & Columns (AS/NZS) - UC



호칭치수 Designation	단위무게 Unit Weight (kg/m)		표준 단면 치수 Standard Sectional Dimension (mm)						단면적 Sectional Area (cm <sup>2</sup> )	단면 2차 모멘트 Moment of Inertia (cm <sup>4</sup> )	
	W	H	B	t <sub>1</sub>	t <sub>2</sub>	r	A	I <sub>x</sub>		I <sub>y</sub>	
100UC	15	14.8	97.0	99.0	5.0	7.0	10.0	18.87	318	114	
	23	23.4	152.4	152	6.1	6.8	8.9	29.82	1,260	399	
150UC	30	30.3	157.6	153	6.6	9.4	8.9	38.60	1,760	562	
	37	37.2	161.8	154	8.1	11.5	8.9	47.34	2,220	701	
200UC	46	46.0	203.2	203.0	7.3	11.0	8.9	58.57	4,540	1,530	
	52	52.0	206.4	204.0	8.0	12.5	8.9	66.19	5,250	1,770	
250UC	59	59.5	209.8	205.0	9.3	14.2	8.9	75.77	6,090	2,040	
	73	73.2	253.8	254.0	8.6	14.2	14	93.20	11,400	3,880	
310UC	89	89.4	260.0	256.0	10.5	17.3	14	113.9	14,300	4,840	
	97	97.1	308.0	305.0	9.9	15.4	16.5	123.7	22,300	7,290	
310UC	118	118	314.6	307.0	11.9	18.7	16.5	150.1	27,700	9,020	
	137	137	320.6	309.0	13.8	21.7	16.5	174.7	32,900	10,700	
	158	158	327.2	311.0	15.7	25.0	16.5	201.4	38,800	12,500	

HYUNDAI STEEL PRODUCTS GUIDE

# AS/NZS

Dimension : AS/NZS 3679.1:2010  
 Dimensional Tolerance : AS/NZS 3679.1:2010  
 Surface Condition : AS/NZS 3679.1:2010

단면 2차 반경 Radius of Gyration (cm)		단면계수 Modulus of Section (cm <sup>3</sup> )		소성단면계수 Plastic Modulus (cm <sup>3</sup> )		뒤틀림상수 Warping Constant (cm <sup>6</sup> , x10 <sup>3</sup> )	비틀림상수 Torsional Constant (cm <sup>4</sup> )	호칭치수 Designation
i <sub>x</sub>	i <sub>y</sub>	S <sub>x</sub>	S <sub>y</sub>	Z <sub>x</sub>	Z <sub>y</sub>	C <sub>w</sub>	J	
4.11	2.45	65.6	22.9	74.4	35.2	2.29	3.61	100UC
6.50	3.66	165	52.4	185	80.2	21.1	5.40	
6.75	3.81	223	73.4	250	112	30.8	11.1	150UC
6.85	3.85	274	91.0	310	139	39.5	20.1	
8.80	5.11	447	151	495	229	142	22.0	200UC
8.91	5.17	509	174	566	263	166	31.5	
8.97	5.19	581	199	652	303	195	46.6	250UC
11.1	6.45	898	306	992	464	557	58.6	
11.2	6.52	1,100	378	1,230	575	712	105	310UC
13.4	7.68	1,450	478	1,600	725	1,560	93.3	
13.6	7.75	1,760	588	1,960	893	1,970	164	310UC
13.7	7.83	2,050	693	2,300	1,050	2,380	254	
13.9	7.88	2,370	804	2,680	1,230	2,860	384	